

## CHAPTER ONE

### EARLY CHILDHOOD CARE DEVELOPMENT AND PRE-PRIMARY EDUCATION

#### 1.0 Introduction

Early Childhood care development education (ECCDE) in Nigeria is provided nationwide in both public and private schools. The ECCD covers Creche, Nursery/Kindergarten for children aged 0-4 years old, while the one-year compulsory pre-primary education is for children aged 5 years, preparatory for primary education. This Chapter presents the Statistics for 2019/2020 on ECCD and Pre-primary Schools.

#### 1.1 Number of Schools ECCDE/Pre-Primary Schools

Table 1.1 shows the summary of the number of public and private ECCDE and pre-primary schools for five academic years - 2015/2016 – 2019/2020 while Figure 1.0 presents the trend for the five sessions graphically. Table 1.2 represents the statistics on the number of Schools by State.

**Table 1. 1: National Summary of Public and Private ECCDE/Pre-Primary Schools**

Year	Public	Private	Total
2015/2016	30,704	12,332	43,036
2016/2017	37,336	12,332	49,668
2017/2018	33,214	48,348	81,562
2018/2019	30,387	52,017	82,404
2019/2020	28,167	55,200	83,367

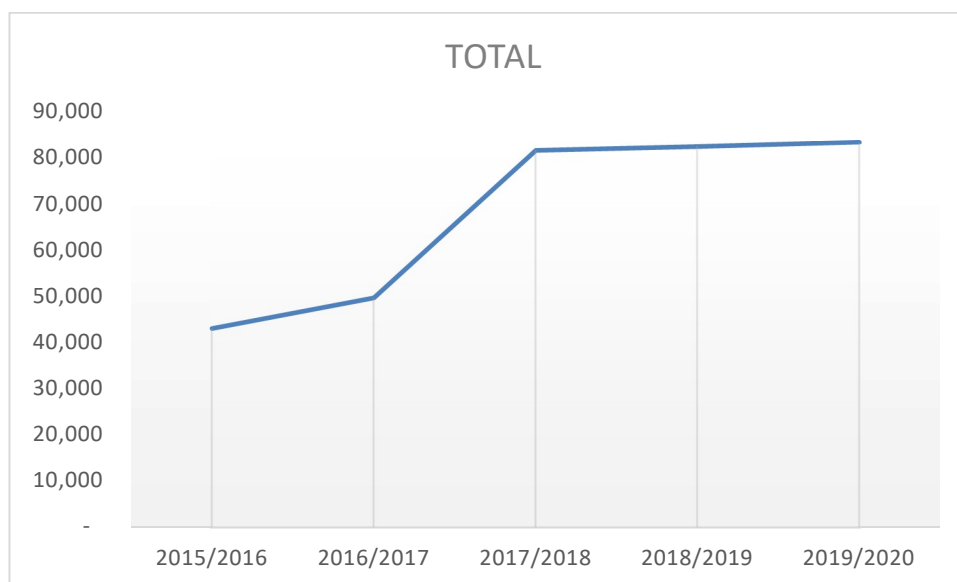


Figure 1. 0 Number of Public and Private ECCDE/Pre-Primary Schools: 2015/2016-2019/2020

**Table 1. 2: Number of Public and Private ECCDE/Pre-Primary Schools: 2019/2020**

State	Public			Private			Total		
	Rural	Urban	Total	Rural	Urban	Total	Rural	Urban	Total
Abia	743	165	908	635	352	987	1,378	517	1,895
Adamawa	324	119	443	458	491	949	782	610	1,392
Akwa-Ibom	922	245	1,167	1,025	543	1,568	1,947	788	2,735
Anambra	720	341	1,061	980	945	1,925	1,700	1,286	2,986
Bauchi	492	108	600	219	249	468	711	357	1,068
Bayelsa	83	41	124	238	511	749	321	552	873
Benue	213	78	291	171	121	292	384	199	583
Borno*	45	17	62	16	46	62	61	63	124
Cross River	901	171	1,072	788	155	943	1,689	326	2,015
Delta	202	482	684	634	1215	1849	836	1,697	2,533
Ebonyi	358	714	1,072	331	118	449	689	832	1,521
Edo	602	134	736	446	481	927	1,048	615	1,663
Ekiti	401	503	904	34	518	552	435	1,021	1,456
Enugu	993	128	1,121	1,753	868	2,621	2,746	996	3,742
FCT	309	102	411	89	206	295	398	308	706
Gombe	238	96	334	230	255	485	468	351	819
Imo	1,079	196	1,275	1,226	307	1,533	2,305	503	2,808
Jigawa	1,009	189	1,198	46	180	226	1,055	369	1,424
Kaduna	3	35	38	287	629	916	290	664	954
Kano	72	22	94	150	709	859	222	731	953
Katsina	1,737	270	2,007	159	368	527	1,896	638	2,534
Kebbi	286	92	378	33	165	198	319	257	576
Kogi	156	90	246	476	373	849	632	463	1,095
Kwara	600	303	903	313	806	1,119	913	1,109	2,022
Lagos	177	821	998	5,817	7,816	13,633	5,994	8,637	14,631
Nassarawa	121	84	205	802	810	1,612	923	894	1,817
Niger	469	229	698	548	679	1,227	1,017	908	1,925
Ogun	981	583	1,564	2,218	2,854	5,072	3,199	3,437	6,636
Ondo	787	498	1,285	995	825	1,820	1,782	1,323	3,105
Osun*	12	4	16	625	1,339	1,964	637	1,343	1,980
Oyo	1,502	1,046	2,548	1,059	3,632	4,691	2,561	4,678	7,239
Plateau	1068	90	1,158	147	133	280	1,215	223	1,438
Rivers	611	605	1,216	826	1,568	2,394	1,437	2,173	3,610
Sokoto	195	392	587	69	138	207	264	530	794
Taraba	87	74	161	338	341	679	425	415	840
Yobe	43	189	232	8	50	58	51	239	290
Zamfara	274	96	370	22	193	215	296	289	585
<b>Total</b>	<b>18,815</b>	<b>9,352</b>	<b>28,167</b>	<b>24,211</b>	<b>30,989</b>	<b>55,200</b>	<b>43,026</b>	<b>40,341</b>	<b>83,367</b>

\* Data From 2018/2019 Digest

## 1.2 Summary of National Enrolment for Public and Private ECCDE/Pre-Primary Schools by Ownership (Public/Private) and Gender (Male/Female)

Table 1.3 presents the trend in statistics of enrolment from 2015/2016 – 2019/2020 while Figure 1.1 illustrates the enrolment trend from 2015/2016 – 2019/2020.

### 1.2.1 National Summary of ECCDE/Pre-Primary Schools Enrolment

**Table 1. 3: Enrolment in Public and Private ECCDE/Pre-Primary Schools by Gender: 2015/2016-2019/2020**

Year	Public			Private			Public + Private		
	Male	Female	Total	Male	Female	Total	Male	Female	Total
2015/2016	1,374,998	1,346,738	2,721,736	734,726	722,735	1,457,461	2,109,724	2,069,473	4,179,197
2016/2017	1,563,526	1,584,186	3,147,712	1,338,540	1,422,366	2,760,906	2,902,066	3,006,552	5,908,618
2017/2018	1,834,002	1,828,774	3,662,776	1,754,602	1,741,884	3,496,486	3,588,604	3,570,658	7,159,262
2018/2019	2,120,259	2,147,885	4,268,144	1,807,499	2,064,499	3,871,998	3,927,758	4,212,384	8,140,142
2019/2020	1,799,682	1,804,893	3,604,575	1,736,744	1,736,382	3,473,126	3,536,426	3,541,275	7,077,701

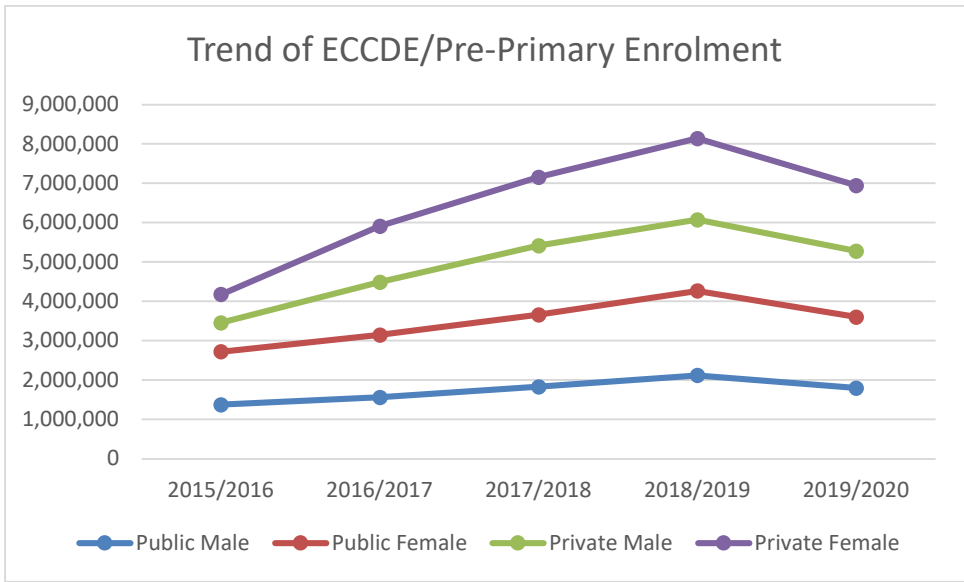


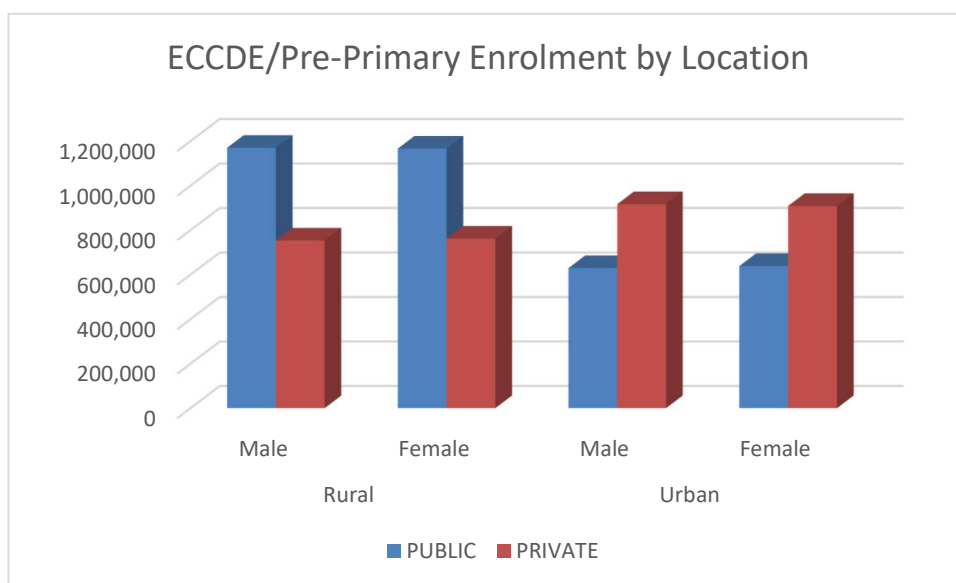
Figure 1. 1: Enrolment In Public And Private ECCDE/Pre-Primary Schools By Gender: 2015/2016-2019/2020

### 1.3 National Enrolment for ECCDE/Pre-primary Schools by Location and Gender: 2019/2020

Table 1.4 shows the statistics on enrolment in public and private ECCDE and pre-primary schools by location and gender while Figure 1.2 illustrates the statistics on enrolment in public and private ECCDE and pre-primary schools by location and gender.

**Table 1. 4: Enrolment in Public and Private ECCDE/Pre-Primary Schools by Location and Gender: 2019/2020**

Level	Urban			Rural		
	Male	Female	Total	Male	Female	Total
Public	1,170,121	1,166,412	2,336,533	629,561	638,481	1,268,042
Private	780,602	780,277	1,560,879	956,142	956,105	1,912,247
Total	1,950,723	1,946,689	3,897,412	1,585,703	1,594,586	3,180,289



**Figure 1. 2: Enrolment in Public and Private ECCDE/Pre-Primary Schools By Location And Gender: 2019/2020**

## 1.4 Enrolment in ECCDE/Pre-Primary Schools by State, Location, Age, and Class: 2019/2020

Tables 1.5 – 1.7 indicate enrolment in public and private ECCDE/Pre-Primary schools by State, Location, and Gender while Tables 1.8 – 1.10 indicate the enrolment in public and private ECCDE/Pre-Primary Schools by State, Age, and Gender. The Enrolments by State, Class, and Gender are presented on Tables 1.11 - 1.13

**Table 1. 5: Enrolment in Public ECCDE/Pre-Primary Schools by State, Location and Gender: 2019/2020**

State	Urban			Rural			Total		
	Male	Female	Total	Male	Female	Total	Male	Female	Total
Abia	38,894	42,131	81,025	6,778	8,507	15,285	45,672	50,638	96,310
Adamawa	14,694	14,811	29,505	8,043	8,617	16,660	22,737	23,428	46,165
Akwa-Ibom	112,194	115,783	227,977	35,842	36,996	72,838	148,036	152,779	300,815
Anambra	32,067	30,409	62,476	18,811	17,981	36,792	50,878	48,390	99,268
Bauchi	25,585	23,976	49,561	12,567	12,753	25,320	38,152	36,729	74,881
Bayelsa	2,724	2,778	5,502	1,395	1,235	2,630	4,119	4,013	8,132
Benue	4,418	4,243	8,661	2,605	2,364	4,969	7,023	6,607	13,630
Borno*	12,085	12,072	24,157	13,705	14,051	27,756	25,790	26,123	51,913
Cross River	25,215	25,093	50,308	5,029	5,095	10,124	30,244	30,188	60,432
Delta	16,728	15,987	32,715	10,975	10,225	21,200	27,703	26,212	53,915
Ebonyi	13,636	13,982	27,618	4,834	4,890	9,724	18,470	18,872	37,342
Edo	29,295	27,687	56,982	6,849	6,736	13,585	36,144	34,423	70,567
Ekiti	8,856	8,961	17,817	16,913	17,065	33,978	25,769	26,026	51,795
Enugu	30,935	30,390	61,325	4,897	4,785	9,682	35,832	35,175	71,007
FCT	11,071	10,191	21,262	6,625	6,687	13,312	17,696	16,878	34,574
Gombe	13,588	12,128	25,716	6,806	6,844	13,650	20,394	18,972	39,366
Imo	110,838	109,538	220,376	20,919	21,100	42,019	131,757	130,638	262,395
Jigawa	45,210	45,832	91,042	16,022	16,871	32,893	61,232	62,703	123,935
Kaduna	88,132	85,712	173,844	48,554	51,762	100,316	136,686	137,474	274,160
Kano	150,462	160,716	311,178	85,363	90,705	176,068	235,825	251,421	487,246
Katsina	88,952	89,532	178,484	28,103	30,671	58,774	117,055	120,203	237,258
Kebbi	8,470	6,195	14,665	8,277	7,978	16,255	16,747	14,173	30,920
Kogi	2,963	3,104	6,067	2,131	2,191	4,322	5,094	5,295	10,389
Kwara	9,777	9,370	19,147	11,585	11,211	22,796	21,362	20,581	41,943
Lagos	6,378	5,947	12,325	27,155	25,859	53,014	33,533	31,806	65,339
Nassarawa	15,006	10,666	22,672	14,217	7,543	12,208	29,223	18,209	47,432
Niger	21,545	19,374	40,919	23,965	18,656	42,621	45,510	38,030	83,540
Ogun	14,008	13,150	27,158	21,592	19,614	41,206	35,600	32,764	68,364
Ondo	50,566	51,595	102,161	35,330	35,635	70,965	85,896	87,230	173,126
Osun*	262	228	490	196	273	469	458	501	959
Oyo	73,025	77,999	151,024	78,765	84,293	163,058	151,790	162,292	314,082
Plateau	37,043	36,829	73,872	6,993	6,756	13,749	44,036	43,585	87,621
Rivers	13,441	13,510	26,951	7,368	7,105	14,473	20,809	20,615	41,424
Sokoto	24,830	22,182	47,012	14,294	13,840	28,134	39,124	36,022	75,146
Taraba	4,874	4,268	9,142	5,857	5,618	10,486	10,731	9,886	20,617
Yobe	2,073	3,024	6,097	1,975	9,658	10,633	4,048	12,682	16,730
Zamfara	10,281	7,019	17,300	8,226	6,311	14,537	18,507	13,330	31,837
<b>National</b>	<b>1,170,121</b>	<b>1,166,412</b>	<b>2,334,533</b>	<b>629,561</b>	<b>638,481</b>	<b>1,256,501</b>	<b>1,799,682</b>	<b>1,804,893</b>	<b>3,604,575</b>

\* Data From 2018/2019 Digest

**Table 1. 6: Enrolment in Private ECCDE/Pre-Primary Schools By State, Location And Gender, 2019/2020**

State	Urban			Rural			Total		
	Male	Female	Total	Male	Female	Total	Male	Female	Total
Abia	24,924	25,683	50,607	18,554	18,583	37,137	43,478	44,266	87,744
Adamawa	18,189	17,307	35,496	22,899	21,902	44,801	41,088	39,209	80,297
Akwa-Ibom	81,581	89,060	170,641	37,669	40,538	78,207	119,250	129,598	248,848
Anambra	38,101	38,453	76,554	40,142	39,873	80,015	78,243	78,326	156,569
Bauchi	10,117	9,787	19,904	13,294	13,279	26,573	23,411	23,066	46,477
Bayelsa	19,144	19,597	38,741	36,989	38,239	75,228	56,133	57,836	113,969
Benue	5,807	5,684	11,491	5,862	5,734	11,596	11,669	11,418	23,087
Borno*	3,660	3,169	6,829	15,279	16,006	31,285	18,939	19,175	38,114
Cross River	20,089	19,972	40,061	4,597	4,594	9,191	24,686	24,566	49,252
Delta*	27,119	18,604	45,723	39,402	47,258	86,660	66,521	65,862	132,383
Ebonyi	14,195	15,290	29,485	5,621	6,030	11,651	19,816	21,320	41,136
Edo	13,658	24,091	37,749	14,456	25,249	39,705	28,114	49,340	77,454
Ekiti	776	766	1,542	7,539	7,570	15,109	8,315	8,336	16,651
Enugu	48,723	51,784	100,507	28,809	28,118	56,927	77,532	79,902	157,434
FCT	2,234	2,195	4,429	6,367	6,058	12,425	8,601	8,253	16,854
Gombe	7,695	7,269	14,964	8,696	8,272	16,968	16,391	15,541	31,932
Imo	37,805	37,559	75,364	11,008	10,902	21,910	48,813	48,461	97,274
Jigawa	1,852	1,989	3,841	8,355	8,312	16,667	10,207	10,301	20,508
Kaduna	29,667	28,874	58,541	23,018	22,619	45,637	52,685	51,493	104,178
Kano	7,470	7,277	14,747	34,866	36,454	71,320	42,336	43,731	86,067
Katsina	7,119	6,449	13,568	22,366	21,513	43,879	29,485	27,962	57,447
Kebbi	1,830	1,504	3,334	10,690	10,012	20,702	12,520	11,516	24,036
Kogi	13,115	13,393	26,508	9,844	9,704	19,548	22,959	23,097	46,056
Kwara	9,799	10,282	20,081	23,647	23,619	47,266	33,446	33,901	67,347
Lagos	90,162	89,694	179,856	167,444	166,574	334,018	257,606	256,268	513,874
Nassarawa	42,529	30,897	57,132	48,885	32,382	66,132	91,414	63,279	154,693
Niger	19,569	17,904	37,473	25,882	25,416	51,298	45,451	43,320	88,771
Ogun	48,142	49,380	97,522	62,330	61,971	124,301	110,472	111,351	221,823
Ondo	15,700	16,500	32,200	13,034	12,651	25,685	28,734	29,151	57,885
Osun*	43,718	43,923	87,641	19,335	19,604	38,939	63,053	63,527	126,580
Oyo	26,500	27,306	53,806	90,578	90,635	181,213	117,078	117,941	235,019
Plateau	7,341	7,176	14,517	7,543	7,470	15,013	14,884	14,646	29,530
Rivers	25,916	25,624	51,540	33,950	34,696	68,646	59,866	60,320	120,186
Sokoto	1,755	1,649	3,404	10,222	9,177	19,399	11,977	10,826	22,803
Taraba	12,744	12,774	26,009	14,139	12,744	26,392	26,883	25,518	52,401
Yobe	236	257	493	5,071	5,430	10,501	5,307	5,687	10,994
Zamfara	1,621	1,155	2,776	7,760	6,917	14,677	9,381	8,072	17,453
<b>National</b>	<b>916,740</b>	<b>908,847</b>	<b>1,809,961</b>	<b>753,483</b>	<b>761,673</b>	<b>1,499,353</b>	<b>1,670,223</b>	<b>1,670,520</b>	<b>3,340,743</b>

\* Data From 2018/2019 Digest

**Table 1. 7: Enrolment in Public and Private ECCDE/Pre-Primary Schools by State, Location and Gender, 2019/2020**

State	Urban			Rural			Total		
	Male	Female	Total	Male	Female	Total	Male	Female	Total
Abia	63,818	67,814	131,632	25,332	27,090	52,422	89,150	94,904	184,054
Adamawa	32,883	32,118	65,001	30,942	30,519	61,461	63,825	62,637	126,462
Akwa-Ibom	193,775	204,843	398,618	73,511	77,534	151,045	267,286	282,377	549,663
Anambra	70,168	68,862	139,030	58,953	57,854	116,807	129,121	126,716	255,837
Bauchi	35,702	33,763	69,465	25,861	26,032	51,893	61,563	59,795	121,358
Bayelsa	21,868	22,375	44,243	38,384	39,474	77,858	60,252	61,849	122,101
Benue	10,225	9,927	20,152	8,467	8,098	16,565	18,692	18,025	36,717
Borno*	15,745	15,241	30,986	28,984	30,057	59,041	44,729	45,298	90,027
Cross River	45,304	45,065	90,369	9,626	9,689	19,315	54,930	54,754	109,684
Delta	43,847	34,591	78,438	50,377	57,483	107,860	94,224	92,074	186,298
Ebonyi	27,831	29,272	57,103	10,455	10,920	21,375	38,286	40,192	78,478
Edo	42,953	51,778	94,731	21,305	31,985	53,290	64,258	83,763	148,021
Ekiti	9,632	9,727	19,359	24,452	24,635	49,087	34,084	34,362	68,446
Enugu	79,658	82,174	161,832	33,706	32,903	66,609	113,364	115,077	228,441
FCT	13,305	12,386	25,691	12,992	12,745	25,737	26,297	25,131	51,428
Gombe	21,283	19,397	40,680	15,502	15,116	30,618	36,785	34,513	71,298
Imo	148,643	147,097	295,740	31,927	32,002	63,929	180,570	179,099	359,669
Jigawa	47,062	47,821	94,883	24,377	25,183	49,560	71,439	73,004	144,443
Kaduna	117,799	114,586	232,385	71,572	74,381	145,953	189,371	188,967	378,338
Kano	157,932	167,993	325,925	120,229	127,159	247,388	278,161	295,152	573,313
Katsina	96,071	95,981	192,052	50,469	52,184	102,653	146,540	148,165	294,705
Kebbi	10,300	7,699	17,999	18,967	17,990	36,957	29,267	25,689	54,956
Kogi	16,078	16,497	32,575	11,975	11,895	23,870	28,053	28,392	56,445
Kwara	19,576	19,652	39,228	35,232	34,830	70,062	54,808	54,482	109,290
Lagos	96,540	95,641	192,181	194,599	192,433	387,032	291,139	288,074	579,213
Nassarawa	57,535	41,563	99,098	63,102	39,925	103,027	120,637	81,488	202,125
Niger	41,114	37,278	78,392	49,847	44,072	93,919	90,961	81,350	172,311
Ogun	62,150	62,530	124,680	83,922	81,585	165,507	146,072	144,115	290,187
Ondo	66,266	68,095	134,361	48,364	48,286	96,650	114,630	116,381	231,011
Osun*	43,980	44,151	88,131	19,531	19,877	39,408	63,511	64,028	127,539
Oyo	99,525	105,305	204,830	169,343	174,928	344,271	268,868	280,233	549,101
Plateau	44,384	44,005	88,389	14,536	14,226	28,762	58,920	58,231	117,151
Rivers	39,357	39,134	78,491	41,318	41,801	83,119	80,675	80,935	161,610
Sokoto	26,585	23,831	50,416	24,516	23,017	47,533	51,101	46,848	97,949
Taraba	17,618	17,042	35,151	19,996	18,362	36,878	37,614	35,404	73,018
Yobe	2,309	3,281	6,590	7,046	15,088	21,134	9,355	18,369	27,724
Zamfara	11,902	8,174	20,076	15,986	13,228	29,214	27,888	21,402	49,290
<b>National</b>	<b>1,950,723</b>	<b>1,946,689</b>	<b>3,897,412</b>	<b>1,585,703</b>	<b>1,594,586</b>	<b>3,180,289</b>	<b>3,536,426</b>	<b>3,541,275</b>	<b>7,077,701</b>

\* Data From 2018/2019 Digest

**Table 1. 8: Enrolment in Public ECCDE Schools By State, Age and Gender: 2019/2020**

State	Below 3 Years			3 Years			4 Years			5 Years			Above 5 Years			Total		
	Male	Female	Total	Male	Female	Total	Male	Female	Total	Male	Female	Total	Male	Female	Total	Male	Female	Total
Abia	10,121	12,489	22,610	13,240	14,889	27,998	34,300	36,849	71,149	9,671	9,387	18,993	1,251	1,300	2,551	45,672	50,638	96,310
Adamawa	15,942	14,404	30,346	1,076	1,944	3,020	5,406	7,329	12,735	2,176	2,507	4,683	1,389	1,695	3,084	22,737	23,428	46,165
Akwa-Ibom	16,291	15,796	32,087	62,220	64,189	126,409	131,745	136,983	268,728	25,113	26,238	51,351	-	-	-	148,036	152,779	300,815
Anambra	1,428	1,351	2,779	13,506	12,693	26,199	43,215	41,018	84,233	14,279	13,415	27,694	6,235	6,021	12,256	50,878	48,390	99,268
Bauchi	484	477	961	8,518	8,091	16,609	32,605	31,283	63,888	10,271	10,220	20,491	5,063	4,969	10,032	38,152	36,729	74,881
Bayelsa	273	179	452	916	892	1,808	3,691	3,029	6,720	828	1,082	1,910	155	805	960	4,119	4,013	8,132
Benue	587	955	1,542	2,095	1,201	3,296	4,099	3,090	7,189	708	545	1,253	2,337	2,562	4,899	7,023	6,607	13,630
Borno*	952	1,101	2,053	6,726	6,705	13,431	20,544	20,648	41,192	6,677	7,240	13,917	4,294	4,374	8,668	25,790	26,123	51,913
Cross River	9,205	11,785	20,990	5,262	5,258	10,520	15,780	15,774	31,554	3,506	2,629	6,135	5,259	2,629	7,888	30,244	30,188	60,432
Delta	3,847	3,540	7,387	7,887	7,587	15,474	22,859	21,680	44,539	6,010	5,579	11,589	997	992	1,989	27,703	26,212	53,915
Ebonyi	2,052	2,057	4,109	5,379	5,591	10,970	14,949	15,303	30,252	4,456	4,379	8,835	1,469	1,512	2,981	18,470	18,872	37,342
Edo	-	-	-	12,733	12,166	24,899	36,144	34,423	70,567	11,083	10,329	21,412	-	-	-	36,144	34,423	70,567
Ekiti	7,027	7,164	14,191	7,398	7,281	14,679	18,742	18,862	37,604	5,329	5,651	10,980	-	-	-	25,769	26,026	51,795
Enugu	2,910	2,946	5,856	10,582	10,084	20,666	29,818	29,114	58,932	9,073	9,151	18,224	3,104	3,115	6,219	35,832	35,175	71,007
FCT	1,308	1,298	2,606	4,219	4,049	8,268	14,217	13,578	27,795	4,642	4,423	9,065	2,171	2,002	4,173	17,696	16,878	34,574
Gombe	877	772	1,649	5,383	5,085	10,468	17,226	16,026	33,252	5,967	5,265	11,232	2,291	2,174	4,465	20,394	18,972	39,366
Imo	-	-	-	49,502	49,050	98,552	130,730	129,939	260,669	55,608	54,495	110,103	1,027	699	1,726	131,757	130,638	262,395
Jigawa	1,284	1,453	2,737	9,013	9,539	18,552	53,859	55,033	108,892	19,860	20,093	39,953	6,089	6,217	12,306	61,232	62,703	123,935
Kaduna	11,068	11,629	22,697	36,487	35,844	72,331	110,731	110,109	220,840	35,375	36,222	71,597	14,887	15,736	30,623	136,686	137,474	274,160
Kano	37,602	40,684	78,286	51,973	54,586	106,559	166,096	176,446	342,542	59,972	63,892	123,864	32,127	34,291	66,418	235,825	251,421	487,246
Katsina	44,880	46,950	91,830	14,168	14,835	29,003	51,946	53,513	105,459	445	523	968	20,229	19,740	39,969	117,055	120,203	237,258
Kebbi	1,492	1,063	2,555	3,791	3,054	6,845	11,977	10,150	22,127	4,482	3,860	8,342	3,278	2,960	6,238	16,747	14,173	30,920
Kogi	433	936	1,369	1,002	875	1,877	3,806	3,434	7,240	1,076	1,183	2,259	855	925	1,780	5,094	5,295	10,389
Kwara	2,300	2,247	4,547	5,347	5,144	10,491	15,884	15,271	31,155	6,347	6,100	12,447	3,178	3,063	6,241	21,362	20,581	41,943
Lagos	386	404	790	5,203	4,713	9,916	27,565	25,903	53,468	10,418	9,963	20,381	5,582	5,499	11,081	33,533	31,806	65,339
Nassarawa	2,660	2,687	5,347	8,215	11,847	20,062	25,690	14,784	40,474	15,442	1,046	16,488	873	738	1,611	29,223	18,209	47,432
Niger	9,803	9,101	18,904	8,218	9,477	17,695	26,900	24,892	51,792	9,971	7,225	17,196	8,807	4,037	12,844	45,510	38,030	83,540
Ogun	10,101	9,876	19,977	9,345	4,323	13,668	20,542	18,720	39,262	4,321	7,643	11,964	4,957	4,168	9,125	35,600	32,764	68,364
Ondo	3,666	3,797	7,463	6,937	6,911	13,848	77,833	78,759	156,592	38,869	38,432	77,301	4,397	4,674	9,071	85,896	87,230	173,126
Osun*	94	90	184	125	128	253	300	323	623	91	91	182	64	88	152	458	501	959
Oyo	2,290	2,237	4,527	29,525	31,960	61,485	126,883	135,455	262,338	51,626	54,814	106,440	22,617	24,600	47,217	151,790	162,292	314,082
Plateau	19,326	19,020	38,346	7,217	7,467	14,684	19,692	19,401	39,093	5,323	5,204	10,527	5,018	5,164	10,182	44,036	43,585	87,621
Rivers	806	850	1,656	7,372	7,094	14,466	19,204	18,848	38,052	5,526	5,478	11,004	799	917	1,716	20,809	20,615	41,424
Sokoto	3,820	3,493	7,313	10,385	8,923	19,308	29,039	26,754	55,793	9,442	9,134	18,576	6,265	5,775	12,040	39,124	36,022	75,146
Taraba	1,277	1,047	2,324	2,949	2,774	5,723	8,263	7,800	16,063	2,440	2,331	4,771	1,191	1,039	2,230	10,731	9,886	20,617
Yobe	342	2,851	3,193	752	2,705	3,457	2,278	6,431	8,709	702	2,720	3,422	1,428	3,400	4,828	4,048	12,682	16,730
Zamfara	1,311	988	2,299	5,032	3,478	8,510	15,067	10,734	25,801	6,183	4,424	10,607	2,129	1,608	3,737	18,507	13,330	31,837
National	<b>228,245</b>	<b>237,717</b>	<b>465,962</b>	<b>439,698</b>	<b>442,432</b>	<b>881,999</b>	<b>1,389,625</b>	<b>1,387,688</b>	<b>2,777,313</b>	<b>463,308</b>	<b>452,913</b>	<b>916,156</b>	<b>181,812</b>	<b>179,488</b>	<b>361,300</b>	<b>1,799,682</b>	<b>1,804,893</b>	<b>3,604,575</b>

\* Data From 2018/2019 Digest



**Table 1. 9: Enrolment In Private ECCDE Schools By State, Age And Gender: 2019/2020**

State	Below 3 Years			3 Years			4 Years			5 Years			Above 5 Years			Total		
	Male	Female	Total	Male	Female	Total	Male	Female	Total	Male	Female	Total	Male	Female	Total	Male	Female	Total
Abia	11,074	11,369	22,443	10,391	10,491	20,884	30,466	30,944	61,410	9,507	9,715	19,222	1,938	1,953	3,891	43,478	44,266	87,744
Adamawa	6,475	5,120	11,595	6,469	8,707	15,176	26,567	24,528	51,095	11,572	7,898	19,470	8,046	9,561	17,607	41,088	39,209	80,297
Akwa-Ibom	27,602	32,940	60,542	42,783	39,226	82,009	91,648	96,658	188,306	16,060	21,166	37,226	-	-	-	119,250	129,598	248,848
Anambra	4,455	4,566	9,021	23,115	23,147	46,262	68,142	68,314	136,456	21,831	21,981	43,812	5,646	5,446	11,092	78,243	78,326	156,569
Bauchi	3,277	3,283	6,560	6,330	6,345	12,675	16,341	16,152	32,493	3,970	3,870	7,840	3,793	3,631	7,424	23,411	23,066	46,477
Bayelsa	820	840	1,660	6,184	10,759	16,943	54,403	50,688	105,091	37,353	28,367	65,720	910	6,308	7,218	56,133	57,836	113,969
Benue	1,470	1,401	2,871	3,431	3,466	6,897	8,765	8,578	17,343	2,608	2,464	5,072	1,434	1,439	2,873	11,669	11,418	23,087
Borno*	2,797	2,859	5,656	4,785	4,665	9,450	13,926	13,893	27,819	4,286	4,385	8,671	2,216	2,423	4,639	18,939	19,175	38,114
Cross River	9,460	8,012	17,472	15,196	10,800	25,996	15,226	16,554	31,780	-	-	-	-	-	-	24,686	24,566	49,252
Delta	13,730	13,745	27,475	16,418	16,341	32,759	47,634	47,117	94,751	14,203	13,877	28,080	5,157	5,000	10,157	66,521	65,862	132,383
Ebonyi	3,066	3,222	6,288	4,695	5,046	9,741	14,897	16,104	31,001	4,810	5,303	10,113	1,853	1,994	3,847	19,816	21,320	41,136
Edo	-	-	-	5,993	23,930	29,923	28,114	49,340	77,454	10,064	12,099	22,163	-	-	-	28,114	49,340	77,454
Ekiti	1,750	2,654	4,404	1,646	1,045	2,691	4,715	4,198	8,913	1,895	1,655	3,550	1,850	1,484	3,334	8,315	8,336	16,651
Enugu	10,480	10,171	20,651	21,136	21,976	43,112	61,358	63,970	125,328	19,383	20,369	39,752	5,694	5,761	11,455	77,532	79,902	157,434
FCT	279	397	676	2,620	2,494	5,114	7,245	6,792	14,037	2,877	1,728	4,605	1,077	1,064	2,141	8,601	8,253	16,854
Gombe	2,311	2,100	4,411	4,796	4,572	9,368	12,931	12,363	25,294	3,325	3,062	6,387	1,149	1,078	2,227	16,391	15,541	31,932
Imo	164	127	291	23,072	22,877	45,949	48,442	48,034	96,476	15,910	15,767	31,677	207	300	507	48,813	48,461	97,274
Jigawa	1,066	1,141	2,207	3,322	3,358	6,680	8,446	8,392	16,838	2,207	2,213	4,420	695	768	1,463	10,207	10,301	20,508
Kaduna	11,958	11,430	23,388	14,537	14,244	28,781	37,439	36,886	74,325	9,431	9,301	18,732	3,288	3,177	6,465	52,685	51,493	104,178
Kano	12,830	13,469	26,299	11,534	11,752	23,286	26,562	27,096	53,658	6,508	6,915	13,423	2,944	3,166	6,110	42,336	43,731	86,067
Katsina	7,308	6,952	14,260	8,329	7,888	16,217	18,345	17,512	35,857	2,022	2,079	4,101	3,832	3,498	7,330	29,485	27,962	57,447
Kebbi	1,004	924	1,928	3,011	2,878	5,889	9,282	8,630	17,912	3,111	2,826	5,937	2,234	1,962	4,196	12,520	11,516	24,036
Kogi	6,381	6,287	12,668	5,416	5,546	10,962	14,536	14,635	29,171	3,496	3,581	7,077	2,042	2,175	4,217	22,959	23,097	46,056
Kwara	3,438	3,504	6,942	11,683	11,825	23,508	26,024	26,356	52,380	7,697	7,784	15,481	3,984	4,041	8,025	33,446	33,901	67,347
Lagos	89,598	86,419	176,017	89,856	96,220	186,076	162,026	161,815	323,841	13,539	8,621	22,160	5,982	8,034	14,016	257,606	256,268	513,874
Nassarawa	24,708	18,162	42,870	19,803	14,833	34,636	51,266	40,053	91,319	12,079	9,142	21,221	15,440	5,064	20,504	91,414	63,279	154,693
Niger	9,045	8,941	17,986	12,413	11,680	24,093	32,133	30,270	62,403	8,344	7,953	16,297	4,273	4,109	8,382	45,451	43,320	88,771
Ogun	10,543	11,654	22,197	43,232	32,565	75,797	76,231	72,651	148,882	22,334	32,221	54,555	23,698	27,046	50,744	110,472	111,351	221,823
Ondo	7,572	7,730	15,302	6,552	6,567	13,119	21,162	21,421	42,583	7,219	7,335	14,554	-	-	-	28,734	29,151	57,885
Osun*	12,720	13,159	25,879	19,051	12,300	31,351	41,763	37,985	79,748	11,100	11,296	22,396	8,570	12,383	20,953	63,053	63,527	126,580
Oyo	20,441	20,256	40,697	46,744	47,524	94,268	85,081	86,052	171,133	19,155	19,112	38,267	11,556	11,633	23,189	117,078	117,941	235,019
Plateau	4,416	4,344	8,760	3,000	3,028	6,028	8,721	8,627	17,348	2,769	2,703	5,472	1,747	1,675	3,422	14,884	14,646	29,530
Rivers	8,360	8,339	16,699	15,711	15,988	31,616	41,592	42,146	83,738	10,787	10,832	21,619	9,914	9,835	19,749	59,866	60,320	120,186
Sokoto	615	613	1,228	2,284	2,060	4,344	9,857	8,810	18,667	3,655	3,282	6,937	1,505	1,403	2,908	11,977	10,826	22,803
Taraba	4,210	4,063	8,273	7,299	6,568	13,867	19,633	18,501	38,134	5,294	5,197	10,491	3,040	2,954	5,994	26,883	25,518	52,401
Yobe	191	110	301	3,059	3,384	6,443	4,770	5,157	9,927	923	868	1,791	346	420	766	5,307	5,687	10,994
Zamfara	1,328	1,262	2,590	2,474	2,134	4,608	6,731	5,674	12,405	1,940	1,622	3,562	1,322	1,136	2,458	9,381	8,072	17,453
National	336,942	331,565	668,507	528,370	528,229	1,056,468	1,252,420	1,252,896	2,505,316	333,264	328,589	661,853	147,382	151,921	299,303	1,736,744	1,736,382	3,473,126

\* Data From 2018/2019 Digest

**Table 1. 10: Enrolment in Public and Private ECCDE Schools By State, Age and Gender: 2019/2020**

State	Below 3 Years			3 Years			4 Years			5 Years			Above 5 Years			Total		
	Male	Female	Total	Male	Female	Total	Male	Female	Total	Male	Female	Total	Male	Female	Total	Male	Female	Total
Abia	21,195	23,858	45,053	23,631	25,380	48,832	64,766	67,793	132,559	19,178	19,102	38,215	3,189	3,253	6,442	89,150	94,904	184,054
Adamawa	22,417	19,524	41,941	7,545	10,651	18,196	31,973	31,857	63,830	13,748	10,405	24,153	9,435	11,256	20,691	63,825	62,637	126,462
Akwa-Ibom	43,893	48,736	92,629	105,003	103,415	208,418	223,393	233,641	457,034	41,173	47,404	88,577	-	-	-	267,286	282,377	549,663
Anambra	5,883	5,917	11,800	36,621	35,840	72,461	111,357	109,332	220,689	36,110	35,396	71,506	11,881	11,467	23,348	129,121	126,716	255,837
Bauchi	3,761	3,760	7,521	14,848	14,436	29,284	48,946	47,435	96,381	14,241	14,090	28,331	8,856	8,600	17,456	61,563	59,795	121,358
Bayelsa	1,093	1,019	2,112	7,100	11,651	18,751	58,094	53,717	111,811	38,181	29,449	67,630	1,065	7,113	8,178	60,252	61,849	122,101
Benue	2,057	2,356	4,413	5,526	4,667	10,193	12,864	11,668	24,532	3,316	3,009	6,325	3,771	4,001	7,772	18,692	18,025	36,717
Borno	3,749	3,960	7,709	11,511	11,370	22,881	34,470	34,541	69,011	10,963	11,625	22,588	6,510	6,797	13,307	44,729	45,298	90,027
Cross River	18,665	19,797	38,462	20,458	16,058	36,516	31,006	32,328	63,334	3,506	2,629	6,135	5,259	2,629	7,888	54,930	54,754	109,684
Delta	17,577	17,285	34,862	24,305	23,928	48,233	70,493	68,797	139,290	20,213	19,456	39,669	6,154	5,992	12,146	94,224	92,074	186,298
Ebonyi	5,118	5,279	10,397	10,074	10,637	20,711	29,846	31,407	61,253	9,266	9,682	18,948	3,322	3,506	6,828	38,286	40,192	78,478
Edo	-	-	-	18,726	36,096	54,822	64,258	83,763	148,021	21,147	22,428	43,575	-	-	-	64,258	83,763	148,021
Ekiti	8,777	9,818	18,595	9,044	8,326	17,370	23,457	23,060	46,517	7,224	7,306	14,530	1,850	1,484	3,334	34,084	34,362	68,446
Enugu	13,390	13,117	26,507	31,718	32,060	63,778	91,176	93,084	184,260	28,456	29,520	57,976	8,798	8,876	17,674	113,364	115,077	228,441
FCT	1,587	1,695	3,282	6,839	6,543	13,382	21,462	20,370	41,832	7,519	6,151	13,670	3,248	3,066	6,314	26,297	25,131	51,428
Gombe	3,188	2,872	6,060	10,179	9,657	19,836	30,157	28,389	58,546	9,292	8,327	17,619	3,440	3,252	6,692	36,785	34,513	71,298
Imo	164	127	291	72,574	71,927	144,501	179,172	177,973	357,145	71,518	70,262	141,780	1,234	999	2,233	180,570	179,099	359,669
Jigawa	2,350	2,594	4,944	12,335	12,897	25,232	62,305	63,425	125,730	22,067	22,306	44,373	6,784	6,985	13,769	71,439	73,004	144,443
Kaduna	23,026	23,059	46,085	51,024	50,088	101,112	148,170	146,995	295,165	44,806	45,523	90,329	18,175	18,913	37,088	189,371	188,967	378,338
Kano	50,432	54,153	104,585	63,507	66,338	129,845	192,658	203,542	396,200	66,480	70,807	137,287	35,071	37,457	72,528	278,161	295,152	573,313
Katsina	52,188	53,902	106,090	22,497	22,723	45,220	70,291	71,025	141,316	2,467	2,602	5,069	24,061	23,238	47,299	146,540	148,165	294,705
Kebbi	2,496	1,987	4,483	6,802	5,932	12,734	21,259	18,780	40,039	7,593	6,686	14,279	5,512	4,922	10,434	29,267	25,689	54,956
Kogi	6,814	7,223	14,037	6,418	6,421	12,839	18,342	18,069	36,411	4,572	4,764	9,336	2,897	3,100	5,997	28,053	28,392	56,445
Kwara	5,738	5,751	11,489	17,030	16,969	33,999	41,908	41,627	83,535	14,044	13,884	27,928	7,162	7,104	14,266	54,808	54,482	109,290
Lagos	89,984	86,823	176,807	95,059	100,933	195,992	189,591	187,718	377,309	23,957	18,584	42,541	11,564	13,533	25,097	291,139	288,074	579,213
Nassarawa	27,368	20,849	48,217	28,018	26,680	54,698	76,956	54,837	131,793	27,521	10,188	37,709	16,313	5,802	22,115	120,637	81,488	202,125
Niger	18,848	18,042	36,890	20,631	21,157	41,788	59,033	55,162	114,195	18,315	15,178	33,493	13,080	8,146	21,226	90,961	81,350	172,311
Ogun	20,644	21,530	42,174	52,577	36,888	89,465	96,773	91,371	188,144	26,655	39,864	66,519	28,655	31,214	59,869	146,072	144,115	290,187
Ondo	11,238	11,527	22,765	13,489	13,478	26,967	98,995	100,180	199,175	46,088	45,767	91,855	4,397	4,674	9,071	114,630	116,381	231,011
Osun	12,814	13,249	26,063	19,176	12,428	31,604	42,063	38,308	80,371	11,191	11,387	22,578	8,634	12,471	21,105	63,511	64,028	127,539
Oyo	22,731	22,493	45,224	76,269	79,484	155,753	211,964	221,507	433,471	70,781	73,926	144,707	34,173	36,233	70,406	268,868	280,233	549,101
Plateau	23,742	23,364	47,106	10,217	10,495	20,712	28,413	28,028	56,441	8,092	7,907	15,999	6,765	6,839	13,604	58,920	58,231	117,151
Rivers	9,166	9,189	18,355	23,083	23,082	46,082	60,796	60,994	121,790	16,313	16,310	32,623	10,713	10,752	21,465	80,675	80,935	161,610
Sokoto	4,435	4,106	8,541	12,669	10,983	23,652	38,896	35,564	74,460	13,097	12,416	25,513	7,770	7,178	14,948	51,101	46,848	97,949
Taraba	5,487	5,110	10,597	10,248	9,342	19,590	27,896	26,301	54,197	7,734	7,528	15,262	4,231	3,993	8,224	37,614	35,404	73,018
Yobe	533	2,961	3,494	3,811	6,089	9,900	7,048	11,588	18,636	1,625	3,588	5,213	1,774	3,820	5,594	9,355	18,369	27,724
Zamfara	2,639	2,250	4,889	7,506	5,612	13,118	21,798	16,408	38,206	8,123	6,046	14,169	3,451	2,744	6,195	27,888	21,402	49,290
National	565,187	569,282	1,134,469	968,068	970,661	1,938,467	2,642,045	2,640,584	5,282,629	796,572	781,502	1,578,009	329,194	331,409	660,603	3,536,426	3,541,275	7,077,701

\* Data From 2018/2019 Digest

**Table 1. 11: Enrolment In Public ECCDE Schools By State, Class And Gender: 2019/2020**

State	Play Group			Nursery 1			Nursery 2			Nursery 3			Total		
	Male	Female	Total	Male	Female	Total	Male	Female	Total	Male	Female	Total	Male	Female	Total
Abia	6,312	8,648	14,960	14,934	16,412	31,346	13,074	14,372	27,446	11,352	11,206	22,558	45,672	50,638	96,310
Adamawa	4,990	4,904	9,894	1,578	1,703	3,281	9,060	9,451	18,511	7,109	7,370	14,479	22,737	23,428	46,165
Akwa-Ibom	16,291	15,796	32,087	62,220	64,189	126,409	44,412	46,556	90,968	25,113	26,238	51,351	148,036	152,779	300,815
Anambra	2,198	2,109	4,307	18,858	17,672	36,530	14,727	14,334	29,061	15,095	14,275	29,370	50,878	48,390	99,268
Bauchi	998	934	1,932	17,660	17,079	34,739	12,475	11,963	24,438	7,019	6,753	13,772	38,152	36,729	74,881
Bayelsa	772	720	1,492	1,318	1,194	2,512	972	1,017	1,989	1,057	1,082	2,139	4,119	4,013	8,132
Benue	1,643	1,429	3,072	2,138	2,027	4,165	1,985	1,958	3,943	1,257	1,193	2,450	7,023	6,607	13,630
Borno*	1,869	1,968	3,837	9,812	10,072	19,884	8,675	8,481	17,156	5,434	5,602	11,036	25,790	26,123	51,913
Cross River	4,993	5,104	10,097	6,318	6,189	12,507	8,956	9,041	17,997	9,977	9,854	19,831	30,244	30,188	60,432
Delta	1,426	1,326	2,752	9,531	8,978	18,509	9,179	8,715	17,894	7,567	7,193	14,760	27,703	26,212	53,915
Ebonyi	-	-	-	8,734	8,856	17,590	5,075	5,289	10,364	4,661	4,727	9,388	18,470	18,872	37,342
Edo	-	-	-	12,733	12,166	24,899	12,328	11,928	24,256	11,083	10,329	21,412	36,144	34,423	70,567
Ekiti	7,027	7,164	14,191	7,398	7,281	14,679	11,344	11,581	22,925	-	-	-	25,769	26,026	51,795
Enugu	3,141	3,226	6,367	12,495	12,062	24,557	9,585	9,462	19,047	10,611	10,425	21,036	35,832	35,175	71,007
FCT	-	-	-	7,776	7,422	15,198	6,650	6,219	12,869	3,270	3,237	6,507	17,696	16,878	34,574
Gombe	2,230	1,987	4,217	8,384	8,049	16,433	6,355	6,136	12,491	3,425	2,800	6,225	20,394	18,972	39,366
Imo	-	-	-	36,030	35,296	71,326	39,083	40,177	79,260	56,644	55,165	111,809	131,757	130,638	262,395
Jigawa	3,804	4,249	8,053	1,063	1,097	2,160	1,486	1,556	3,042	54,879	55,801	110,680	61,232	62,703	123,935
Kaduna	28,186	28,139	56,325	52,764	52,468	105,232	39,089	40,660	79,749	16,647	16,207	32,854	136,686	137,474	274,160
Kano	51,753	55,136	106,889	62,803	68,034	130,837	121,269	128,251	249,520	-	-	-	235,825	251,421	487,246
Katsina	896	1,071	1,967	41,733	42,027	83,760	25,367	25,429	50,796	49,059	51,676	100,735	117,055	120,203	237,258
Kebbi	3,962	3,006	6,968	5,962	4,954	10,916	2,866	2,522	5,388	3,957	3,691	7,648	16,747	14,173	30,920
Kogi	770	757	1,527	2,426	2,528	4,954	1,567	1,676	3,243	331	334	665	5,094	5,295	10,389
Kwara	3,178.00	3,063	6,241	5,347	5,144	10,491	10,695	10,302	20,997	2,142	2,072	4,214	21,362	20,581	41,943
Lagos	3,922	3,852	7,774	14,230	13,384	27,614	13,489	12,759	26,248	1,892	1,811	3,703	33,533	31,806	65,339
Nassarawa	558	5,489	6,047	10,367	4,899	15,266	9,432	4,541	13,973	8,866	3,280	12,146	29,223	18,209	47,432
Niger	11,583	10,379	21,962	13,005	12,535	25,540	14,265	9,215	23,480	6,657	5,901	12,558	45,510	38,030	83,540
Ogun	6,799	6,103	12,902	12,730	11,806	24,536	16,071	14,855	30,926	-	-	-	35,600	32,764	68,364
Ondo	6	8	14	40,737	42,261	82,998	45,153	44,961	90,114	-	-	-	85,896	87,230	173,126
Osun*	94	90	184	128	157	285	137	140	277	99	114	213	458	501	959
Oyo	2,218	2,252	4,470	18,635	21,440	40,075	43,309	46,246	89,555	87,628	92,354	179,982	151,790	162,292	314,082
Plateau	22,437	22,221	44,658	9,938	9,799	19,737	7,143	7,203	14,346	4,518	4,362	8,880	44,036	43,585	87,621
Rivers	1,605	1,767	3,372	7,372	7,094	14,466	6,306	6,276	12,582	5,526	5,478	11,004	20,809	20,615	41,424
Sokoto	7,687	6,734	14,421	11,205	10,879	22,084	4,648	4,954	9,602	15,584	13,455	29,039	39,124	36,022	75,146
Taraba	2,506	2,352	4,858	3,673	3,419	7,092	3,119	2,833	5,952	1,433	1,282	2,715	10,731	9,886	20,617
Yobe	842	865	1,707	309	3,181	3,490	618	6,362	6,980	2,279	2,274	4,553	4,048	12,682	16,730
Zamfara	3,038	2,185	5,223	5,494	3,842	9,336	1,751	1,380	3,131	8,224	5,923	14,147	18,507	13,330	31,837
National	209,734	215,033	424,767	557,838	557,595	1,115,433	581,715	588,801	1,170,516	450,395	443,464	893,859	1,799,682	1,804,893	3,604,575

\* Data From 2018/2019 Digest

**Table 1. 12: Enrolment In Private ECCDE Schools By State, Class And Gender: 2019/2020**

State	Play Group			Nursery 1			Nursery 2			Nursery 3			Total		
	Male	Female	Total	Male	Female	Total	Male	Female	Total	Male	Female	Total	Male	Female	Total
Abia	9,465	9,686	19,151	12,600	12,635	25,235	10,808	10,865	21,673	10,605	11,080	21,685	43,478	44,266	87,744
Adamawa	7,049	6,559	13,608	2,388	2,380	4,768	16,583	15,928	32,511	15,068	14,342	29,410	41,088	39,209	80,297
Akwa-Ibom	27,602	32,940	60,542	42,783	39,226	82,009	32,805	36,266	69,071	16,060	21,166	37,226	119,250	129,598	248,848
Anambra	5,377	5,518	10,895	25,486	25,365	50,851	23,783	23,655	47,438	23,597	23,788	47,385	78,243	78,326	156,569
Bauchi	2,195	2,324	4,519	9,056	8,825	17,881	8,084	7,966	16,050	4,076	3,951	8,027	23,411	23,066	46,477
Bayelsa	15,918	15,976	31,894	7,106	7,093	14,199	4,936	5,225	10,161	28,173	29,542	57,715	56,133	57,836	113,969
Benue	1,648	1,723	3,371	4,027	3,927	7,954	4,027	3,887	7,914	1,967	1,881	3,848	11,669	11,418	23,087
Borno*	1,435	1,575	3,010	6,595	6,697	13,292	5,977	5,932	11,909	4,932	4,971	9,903	18,939	19,175	38,114
Cross River	4,205	4,227	8,432	5,031	4,976	10,007	7,597	7,508	15,105	7,853	7,855	15,708	24,686	24,566	49,252
Delta	13,298	13,282	26,580	18,948	18,897	37,845	18,056	17,937	35,993	16,219	15,746	31,965	66,521	65,862	132,383
Ebonyi	2,526	2,733	5,259	6,056	6,518	12,574	5,654	6,166	11,820	5,580	5,903	11,483	19,816	21,320	41,136
Edo	-	-	-	5,993	23,930	29,923	12,057	13,311	25,368	10,064	12,099	22,163	28,114	49,340	77,454
Ekiti	3,021	2,897	5,918	2,360	2,258	4,618	2,210	2,586	4,796	724	595	1,319	8,315	8,336	16,651
Enugu	14,013	13,703	27,716	21,670	22,453	44,123	21,076	21,762	42,838	20,773	21,984	42,757	77,532	79,902	157,434
FCT	1,779	1,733	3,512	2,919	2,866	5,785	2,950	2,728	5,678	953	926	1,879	8,601	8,253	16,854
Gombe	2,102	2,064	4,166	6,228	5,884	12,112	6,284	5,963	12,247	1,777	1,630	3,407	16,391	15,541	31,932
Imo	-	-	-	17,965	17,816	35,781	14,740	14,549	29,289	16,108	16,096	32,204	48,813	48,461	97,274
Jigawa	1,454	1,488	2,942	2,855	2,827	5,682	2,737	2,695	5,432	3,161	3,291	6,452	10,207	10,301	20,508
Kaduna	11,726	11,330	23,056	17,641	17,559	35,200	16,650	16,255	32,905	6,668	6,349	13,017	52,685	51,493	104,178
Kano	12,077	12,769	24,846	26,185	26,465	52,650	4,074	4,497	8,571	-	-	-	42,336	43,731	86,067
Katsina	6,305	6,166	12,471	11,058	10,211	21,269	9,523	9,146	18,669	2,599	2,439	5,038	29,485	27,962	57,447
Kebbi	1,647	1,548	3,195	4,409	4,228	8,637	4,249	3,735	7,984	2,215	2,005	4,220	12,520	11,516	24,036
Kogi	6,222	6,236	12,458	8,075	8,156	16,231	7,758	7,769	15,527	904	936	1,840	22,959	23,097	46,056
Kwara	6,644	6,747	13,391	13,321	13,506	26,827	8,461	8,566	17,027	5,020	5,082	10,102	33,446	33,901	67,347
Lagos*	127,585	124,399	251,984	64,160	64,167	128,327	62,847	64,840	127,687	3,014	2,862	5,876	257,606	256,268	513,874
Nassarawa	1,606	9,862	11,468	19,343	18,513	37,856	35,436	17,877	53,313	35,029	17,027	52,056	91,414	63,279	154,693
Niger	7,463	7,339	14,802	15,285	14,148	29,433	14,680	13,965	28,645	8,023	7,868	15,891	45,451	43,320	88,771
Ogun	42,758	42,698	85,456	33,826	34,199	68,025	33,888	34,454	68,342	-	-	-	110,472	111,351	221,823
Ondo	7,572	7,730	15,302	6,552	6,567	13,119	7,391	7,519	14,910	7,219	7,335	14,554	28,734	29,151	57,885
Osun*	21,484	21,219	42,703	17,157	17,457	34,614	15,277	15,553	30,830	9,135	9,298	18,433	63,053	63,527	126,580
Oyo	48,763	49,151	97,914	28,275	28,645	56,920	27,305	27,494	54,799	12,735	12,651	25,386	117,078	117,941	235,019
Plateau	5,252	5,034	10,286	3,503	3,610	7,113	3,486	3,339	6,825	2,643	2,663	5,306	14,884	14,646	29,530
Rivers	18,274	18,174	36,448	15,711	15,988	31,699	15,094	15,326	30,420	10,787	10,832	21,619	59,866	60,320	120,186
Sokoto	694	743	1,437	4,497	3,848	8,345	4,180	3,770	7,950	2,606	2,465	5,071	11,977	10,826	22,803
Taraba	3,725	3,659	7,384	9,420	8,904	18,324	9,335	8,810	18,145	4,403	4,145	8,548	26,883	25,518	52,401
Yobe	181	223	404	1,965	2,029	3,994	1,721	1,872	3,593	1,440	1,563	3,003	5,307	5,687	10,994
Zamfara	1,776	1,648	3,424	3,486	2,975	6,461	3,141	2,640	5,781	978	809	1,787	9,381	8,072	17,453
National	444,841	455,103	899,944	503,935	515,748	1,019,683	484,860	472,356	957,216	303,108	293,175	596,283	1,736,744	1,736,382	3,473,126

\* Data From 2018/2019 Digest

**Table 1. 13: Enrolment in Public And Private ECCDE Schools By State, Class And Gender: 2019/2020**

State	Play Group			Nursery 1			Nursery 2			Nursery 3			Total		
	Male	Female	Total	Male	Female	Total	Male	Female	Total	Male	Female	Total	Male	Female	Total
Abia	15,777	18,334	34,111	27,534	29,047	56,581	23,882	25,237	49,119	21,957	22,286	44,243	89,150	94,904	184,054
Adamawa	12,039	11,463	23,502	3,966	4,083	8,049	25,643	25,379	51,022	22,177	21,712	43,889	63,825	62,637	126,462
Akwa-Ibom	43,893	48,736	92,629	105,003	103,415	208,418	77,217	82,822	160,039	41,173	47,404	88,577	267,286	282,377	549,663
Anambra	7,575	7,627	15,202	44,344	43,037	87,381	38,510	37,989	76,499	38,692	38,063	76,755	129,121	126,716	255,837
Bauchi	3,193	3,258	6,451	26,716	25,904	52,620	20,559	19,929	40,488	11,095	10,704	21,799	61,563	59,795	121,358
Bayelsa	16,690	16,696	33,386	8,424	8,287	16,711	5,908	6,242	12,150	29,230	30,624	59,854	60,252	61,849	122,101
Benue	3,291	3,152	6,443	6,165	5,954	12,119	6,012	5,845	11,857	3,224	3,074	6,298	18,692	18,025	36,717
Borno*	3,304	3,543	6,847	16,407	16,769	33,176	14,652	14,413	29,065	10,366	10,573	20,939	44,729	45,298	90,027
Cross River	9,198	9,331	18,529	11,349	11,165	22,514	16,553	16,549	33,102	17,830	17,709	35,539	54,930	54,754	109,684
Delta	14,724	14,608	29,332	28,479	27,875	56,354	27,235	26,652	53,887	23,786	22,939	46,725	94,224	92,074	186,298
Ebonyi	2,526	2,733	5,259	14,790	15,374	30,164	10,729	11,455	22,184	10,241	10,630	20,871	38,286	40,192	78,478
Edo	-	-	-	18,726	36,096	54,822	24,385	25,239	49,624	21,147	22,428	43,575	64,258	83,763	148,021
Ekiti	10,048	10,061	20,109	9,758	9,539	19,297	13,554	14,167	27,721	724	595	1,319	34,084	34,362	68,446
Enugu	17,154	16,929	34,083	34,165	34,515	68,680	30,661	31,224	61,885	31,384	32,409	63,793	113,364	115,077	228,441
FCT	1,779	1,733	3,512	10,695	10,288	20,983	9,600	8,947	18,547	4,223	4,163	8,386	26,297	25,131	51,428
Gombe	4,332	4,051	8,383	14,612	13,933	28,545	12,639	12,099	24,738	5,202	4,430	9,632	36,785	34,513	71,298
Imo	-	-	-	53,995	53,112	107,107	53,823	54,726	108,549	72,752	71,261	144,013	180,570	179,099	359,669
Jigawa	5,258	5,737	10,995	3,918	3,924	7,842	4,223	4,251	8,474	58,040	59,092	117,132	71,439	73,004	144,443
Kaduna	39,912	39,469	79,381	70,405	70,027	140,432	55,739	56,915	112,654	23,315	22,556	45,871	189,371	188,967	378,338
Kano	63,830	67,905	131,735	88,988	94,499	183,487	125,343	132,748	258,091	-	-	-	278,161	295,152	573,313
Katsina	7,201	7,237	14,438	52,791	52,238	105,029	34,890	34,575	69,465	51,658	54,115	105,773	146,540	148,165	294,705
Kebbi	5,609	4,554	10,163	10,371	9,182	19,553	7,115	6,257	13,372	6,172	5,696	11,868	29,267	25,689	54,956
Kogi	6,992	6,993	13,985	10,501	10,684	21,185	9,325	9,445	18,770	1,235	1,270	2,505	28,053	28,392	56,445
Kwara	9,822	9,810	19,632	18,668	18,650	37,318	19,156	18,868	38,024	7,162	7,154	14,316	54,808	54,482	109,290
Lagos	131,507	128,251	259,758	78,390	77,551	155,941	76,336	77,599	153,935	4,906	4,673	9,579	291,139	288,074	579,213
Nassarawa	2,164	15,351	17,515	29,710	23,412	53,122	44,868	22,418	67,286	43,895	20,307	64,202	120,637	81,488	202,125
Niger	19,046	17,718	36,764	28,290	26,683	54,973	28,945	23,180	52,125	14,680	13,769	28,449	90,961	81,350	172,311
Ogun	49,557	48,801	98,358	46,556	46,005	92,561	49,959	49,309	99,268	-	-	-	146,072	144,115	290,187
Ondo	7,578	7,738	15,316	47,289	48,828	96,117	52,544	52,480	105,024	7,219	7,335	14,554	114,630	116,381	231,011
Osun*	21,578	21,309	42,887	17,285	17,614	34,899	15,414	15,693	31,107	9,234	9,412	18,646	63,511	64,028	127,539
Oyo	50,981	51,403	102,384	46,910	50,085	96,995	70,614	73,740	144,354	100,363	105,005	205,368	268,868	280,233	549,101
Plateau	27,689	27,255	54,944	13,441	13,409	26,850	10,629	10,542	21,171	7,161	7,025	14,186	58,920	58,231	117,151
Rivers	19,879	19,941	39,820	23,083	23,082	46,165	21,400	21,602	43,002	16,313	16,310	32,623	80,675	80,935	161,610
Sokoto	8,381	7,477	15,858	15,702	14,727	30,429	8,828	8,724	17,552	18,190	15,920	34,110	51,101	46,848	97,949
Taraba	6,231	6,011	12,242	13,093	12,323	25,416	12,454	11,643	24,097	5,836	5,427	11,263	37,614	35,404	73,018
Yobe	1,023	1,088	2,111	2,274	5,210	7,484	2,339	8,234	10,573	3,719	3,837	7,556	9,355	18,369	27,724
Zamfara	4,814	3,833	8,647	8,980	6,817	15,797	4,892	4,020	8,912	9,202	6,732	15,934	27,888	21,402	49,290
<b>National</b>	<b>654,575</b>	<b>670,136</b>	<b>1,324,711</b>	<b>1,061,773</b>	<b>1,073,343</b>	<b>2,135,116</b>	<b>1,066,575</b>	<b>1,061,157</b>	<b>2,127,732</b>	<b>753,503</b>	<b>736,639</b>	<b>1,490,142</b>	<b>3,536,426</b>	<b>3,541,275</b>	<b>7,077,701</b>

\* Data From 2018/2019 Digest

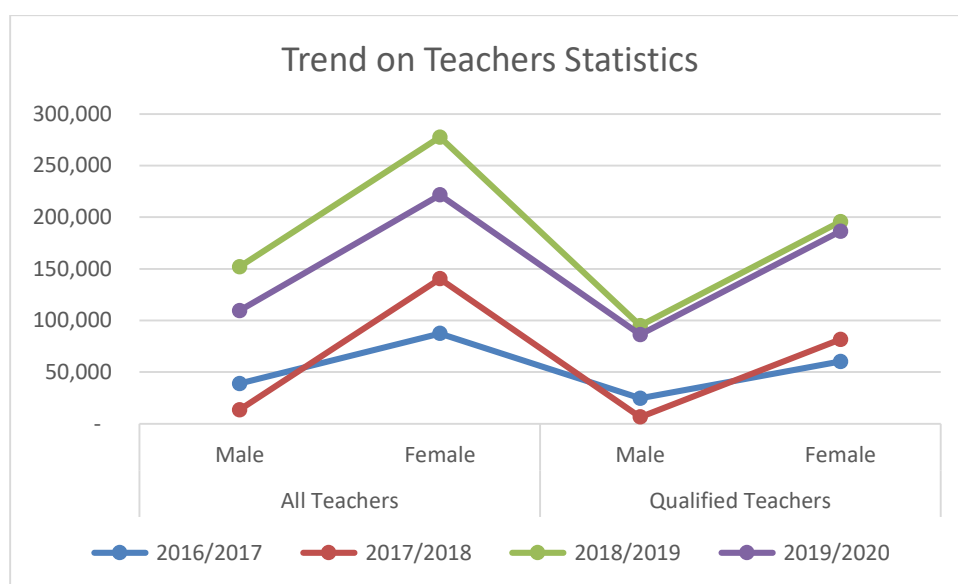
## 1.4 TEACHERS STATISTICS

This section presents statistics of teachers in public and private ECCDE/Pre-primary schools by State, gender and teaching qualification.

Tables 1.14 presents a four-year trend of Teachers by gender and Qualification from 2016/2017 – 2019/2020 while tables 1.15-1.18 display number of Teachers by State, gender and Sector in ECCDE/Pre-Primary Schools

**Table 1.14: National Summary Public and Private Qualified Primary School Teachers by Year And Gender: 2017/2018 - 2021/2022**

Year	All Teachers			Qualified Teachers		
	Male	Female	Total	Male	Female	Total
2016/2017	38,898	87,494	126,392	24,786	60,357	85,143
2017/2018	13,637	140,580	154,217	6,633	81,853	88,486
2018/2019	152,078	277,774	429,852	95,099	195,882	290,981
2019/2020	109,821	226,546	336,367	86,465	188,936	275,401



**Figure 1.3: National Summary Public and Private Qualified Primary School Teachers by Year And Gender: 2016/2017 – 2019/2020**

**Table 1. 15: Teachers in Public and Private Primary Schools by State and Gender 2019/2020**

State	Public			Private			Total		
	Male	Female	Total	Male	Female	Total	Male	Female	Total
Abia	97	2,024	2,121	72	2,059	2,131	169	4,083	4,252
Adamawa	821	1,496	2,317	2,012	4,561	6,573	2,833	6,057	8,890
Akwa Ibom	746	3,208	3,954	895	5,093	5,988	1,641	8,301	9,942
Anambra	-	-	-	486	7,104	7,590	486	7,104	7,590
Bauchi	510	818	1,328	772	1,645	2,417	1,282	2,463	3,745
Bayelsa	3	87	90	402	1,215	1,617	405	1,302	1,707
Benue*	17	38	55	2,036	5,084	7,120	2,053	5,122	7,175
Borno*	3,991	5,211	9,202	62	494	556	4,053	5,705	9,758
Cross Rivers	262	4,170	4,432	25,608	38,102	63,710	25,870	42,272	68,142
Delta**	288	2,115	2,403	130	4,832	4,962	418	6,947	7,365
Ebonyi	-	-	-	244	1,782	2,026	244	1,782	2,026
Edo	-	-	-	114	600	714	114	600	714
Ekiti	51	621	672	1,114	3,696	4,810	1,165	4,317	5,482
Enugu	10	325	335	11	375	386	21	700	721
FCT	195	1,336	1,531	32	199	231	227	1,535	1,762
Gombe	134	139	273	665	563	1,228	799	702	1,501
Imo	-	-	-	1,442	9,216	10,658	1,442	9,216	10,658
Jigawa	915	142	1,057	281	219	500	1,196	361	1,557
Kaduna*	2,727	2,279	5,006	2,452	4,825	7,277	5,179	7,104	12,283
Kano	642	704	1,346	1,374	2,824	4,198	2,016	3,528	5,544
Katsina	2,357	1,112	3,469	689	355	1,044	3,046	1,467	4,513
Kebbi	139	110	249	1,342	265	1,607	1,481	375	1,856
Kogi	58	400	458	38	156	194	96	556	652
Kwara	36	164	200	4,618	8,712	13,330	4,654	8,876	13,530
Lagos	2,280	6,795	9,075	7,107	1,002	8,109	9,387	7,797	17,184
Nasarawa	256	711	967	4,408	3,967	8,375	4,664	4,678	9,342
Niger	48	86	134	1,100	1,380	2,480	1,148	1,466	2,614
Ogun	3,243	10,149	13,392	2,720	11,275	13,995	5,963	21,424	27,387
Ondo	171	3,245	3,416	1,671	3,089	4,760	1,842	6,334	8,176
Osun*	7	15	22	1,827	142	1,969	1,834	157	1,991
Oyo	45	464	509	19,646	38,808	58,454	19,691	39,272	58,963
Plateau	430	927	1,357	242	1,078	1,320	672	2,005	2,677
Rivers	192	982	1,174	1,297	9,348	10,645	1,489	10,330	11,819
Sokoto	9	13	22	212	97	309	221	110	331
Taraba	16	14	30	1,254	1,866	3,120	1,270	1,880	3,150
Yobe	2	11	13	428	203	631	430	214	644
Zamfara	19	9	28	301	395	696	320	404	724
<b>National</b>	<b>20,717</b>	<b>49,920</b>	<b>70,637</b>	<b>88,941</b>	<b>171,794</b>	<b>260,735</b>	<b>109,658</b>	<b>221,714</b>	<b>331,372</b>

\*Data From 2018/2019 Digest

\*\* Private Date from 2018/2019 Digest

**Table 1. 16: Number of Qualified Teachers In Public ECCDE Schools By State And Gender:  
2019/2020**

State	Number Of Teachers			Number Of Qualified Teachers		
	Male	Female	Total	Male	Female	Total
Abia	97	2,024	2,121	86	1,982	2,068
Adamawa	821	1,496	2,317	631	1,212	1,843
Akwa Ibom	746	3,208	3,954	746	3,208	3,954
Anambra	-	-	-	-	-	-
Bauchi	510	818	1,328	397	729	1,126
Bayelsa	3	87	90	3	74	77
Benue*	17	38	55	6	16	22
Borno*	3991	5211	9,202	3991	5211	9,202
Cross Rivers	262	4,170	4,432	185	2,199	2,384
Delta	288	2,115	2,403	263	1,875	2,138
Ebonyi						
Edo						
Ekiti	51	621	672	91	1,118	1,209
Enugu	10	325	335	10	298	308
FCT	195	1,336	1,531	144	1,003	1,147
Gombe	134	139	273	34	93	127
Imo						
Jigawa	915	142	1,057	452	21	473
Kaduna	2,727	2,279	5,006	2,018	1,700	3,718
Kano	642	704	1,346	365	433	798
Katsina	2,357	1,112	3,469	1,476	549	2,025
Kebbi	139	110	249	89	68	157
Kogi	58	400	458	58	385	443
Kwara	36	164	200	36	164	200
Lagos*	2,280	6,795	9,075	2,088	6,438	8,526
Nasarawa	256	711	967	181	547	728
Niger	48	86	134	40	78	118
Ogun	3,243	10,149	13,392	3,218	10,126	13,344
Ondo	171	3,245	3,416	171	3,245	3,416
Osun*	7	15	22	7	15	22
Oyo	45	464	509	45	464	509
Plateau	430	927	1,357	328	728	1,056
Rivers	192	982	1,174	146	833	979
Sokoto	9	13	22	5	9	14
Taraba	16	14	30	8	11	19
Yobe	2	11	13	2	11	13
Zamfara	19	9	28	14	9	23
<b>National</b>	<b>20,717</b>	<b>49,920</b>	<b>70,637</b>	<b>17,334</b>	<b>44,852</b>	<b>62,186</b>

\* Data From 2018/2019 Digest



**Table 1. 17: Number of Qualified Teachers in Private ECCDE Schools By State And Gender, 2019/2020**

State	Number Of Teachers			Number Of Qualified Teachers		
	Male	Female	Total	Male	Female	Total
Abia	72	2,059	2,131	23	1,228	1,251
Adamawa	2,012	4,561	6,573	986	3,602	4,588
Akwa Ibom	895	5,093	5,988	274	3,497	3,771
Anambra	486	7,104	7,590	392	7,899	8,291
Bauchi	772	1,645	2,417	702	1,539	2,241
Bayelsa	402	1,215	1,617	217	1,281	1,498
Benue*	2,036	5,084	7,120	1,018	2,542	3,560
Borno*	62	494	556	62	494	556
Cross Rivers	25,608	38,102	63,710	24,029	35,107	59,136
Delta*	130	4,832	4,962	41	2,449	2,490
Ebonyi	244	1,782	2,026	112	1,057	1,169
Edo	114	600	714	62	341	403
Ekiti	1,114	3,696	4,810	405	1,677	2,082
Enugu	11	375	386	10	270	280
FCT	32	199	231	22	135	157
Gombe	665	563	1,228	519	439	958
Imo	1,442	9,216	10,658	1,442	9,216	10,658
Jigawa	281	219	500	245	187	432
Kaduna	2,452	4,825	7,277	1,552	4,365	5,917
Kano	1,374	2,824	4,198	826	1,622	2,448
Katsina	689	355	1,044	429	165	594
Kebbi*	1,342	265	1,607	1,342	265	1,607
Kogi	38	156	194	29	109	138
Kwara	4,618	8,712	13,330	3,999	7,921	11,920
Lagos	7,107	1,002	8,109	1,005	1,000	2,005
Nasarawa	4,408	3,967	8,375	4,397	3,939	8,336
Niger	1,100	1,380	2,480	825	977	1,802
Ogun	2,720	11,275	13,995	1,815	8,580	10,395
Ondo	1,671	3,089	4,760	1,671	3,089	4,760
Osun*	1,827	142	1,969	1,827	142	1,969
Oyo	19,646	38,808	58,454	16,846	31,752	48,598
Plateau	242	1,078	1,320	181	796	977
Rivers	1,297	9,348	10,645	666	4,942	5,608
Sokoto	212	97	309	71	90	161
Taraba	1,254	1,866	3,120	575	856	1,431
Yobe	428	203	631	377	322	699
Zamfara	301	395	696	137	192	329
National	<b>89,104</b>	<b>176,626</b>	<b>265,730</b>	<b>69,131</b>	<b>144,084</b>	<b>213,215</b>

\* Data From 2018/2019 Digest

**Table 1. 18: Number of Qualified Teachers in Public and Private ECCDE Schools By State and Gender: 2019/2020**

State	Number Of Teachers			Number Of Qualified Teachers		
	Male	Female	Total	Male	Female	Total
Abia	169	4,083	4,252	109	3,210	3,319
Adamawa	2,833	6,057	8,890	1,617	4,814	6,431
Akaw Ibom	1,641	8,301	9,942	1,020	6,705	7,725
Anambra	486	7,104	7,590	392	7,899	8,291
Bauchi	1,282	2,463	3,745	1,099	2,268	3,367
Bayelsa	405	1,302	1,707	220	1,355	1,575
Benue*	2,053	5,122	7,175	1,024	2,558	3,582
Borno*	4,053	5,705	9,758	4,053	5,705	9,758
Cross Rivers	25,870	42,272	68,142	24,214	37,306	61,520
Delta	418	6,947	7,365	304	4,324	4,628
Ebonyi	244	1,782	2,026	112	1,057	1,169
Edo	114	600	714	62	341	403
Ekiti	1,165	4,317	5,482	496	2,795	3,291
Enugu	21	700	721	20	568	588
FCT	227	1,535	1,762	166	1,138	1,304
Gombe	799	702	1,501	553	532	1,085
Imo	1,442	9,216	10,658	1,442	9,216	10,658
Jigawa	1,196	361	1,557	697	208	905
Kaduna	5,179	7,104	12,283	3,570	6,065	9,635
Kano	2,016	3,528	5,544	1,191	2,055	3,246
Katsina	3,046	1,467	4,513	1,905	714	2,619
Kebbi*	1,481	375	1,856	1,431	333	1,764
Kogi	96	556	652	87	494	581
Kwara	4,654	8,876	13,530	4,035	8,085	12,120
Lagos	9,387	7,797	17,184	3,093	7,438	10,531
Nasarawa	4,664	4,678	9,342	4,578	4,486	9,064
Niger	1,148	1,466	2,614	865	1,055	1,920
Ogun	5,963	21,424	27,387	5,033	18,706	23,739
Ondo	1,842	6,334	8,176	1,842	6,334	8,176
Osun*	1,834	157	1,991	1,834	157	1,991
Oyo	19,691	39,272	58,963	16,891	32,216	49,107
Plateau	672	2,005	2,677	509	1,524	2,033
Rivers	1,489	10,330	11,819	812	5,775	6,587
Sokoto	221	110	331	76	99	175
Taraba	1,270	1,880	3,150	583	867	1,450
Yobe	430	214	644	379	333	712
Zamfara	320	404	724	151	201	352
<b>National</b>	<b>109,821</b>	<b>226,546</b>	<b>336,367</b>	<b>86,465</b>	<b>188,936</b>	<b>275,401</b>

\* Data From 2018/2019 Digest

## 1.5 Facilities

This section presents facilities available in ECCDE/Pre-Primary Schools – classrooms and toilets

Table 1.19 displays number and conditions of classrooms in public and private ECCDE/Pre-Primary while Table 1.20 displays the number and usage of toilets in ECCDE/Pre-primary.

**Table 1. 19: Number and Condition of Classrooms by State In ECCDE/Pre-Primary Schools: 2019/2020**

State	Public			Private			Public And Private		
	Good Classroom	Bad Classroom	Total	Good Classroom	Bad Classroom	Total	Good Classroom	Bad Classroom	Total
Abia	1,243	1,604	2,847	3,537	671	4,208	4,780	2,275	7,055
Adamawa	1322	825	2,147	2,971	1855	4,826	4,293	2,680	6,973
Akaw Ibom	3,020	3,103	6,123	2,447	5,679	8,126	5,467	8,782	14,249
Anambra	2,969	315	3,284	6,236	294	6,530	9,205	609	9,814
Bauchi	4	-	4	840	210	1,050	844	210	1,054
Bayelsa	139	111	250	116	365	481	255	476	731
Benue	257	16	273	205	8	213	462	24	486
Borno			-			-	-	-	-
Cross Rivers	14,144	2,567	16,711	12,252	2,126	14,378	26,396	4,693	31,089
Delta*	1,204	1,121	2,325	7,939	325	8,264	9,143	1,446	10,589
Ebonyi	498	584	1,083				498	584	1,083
Edo	2208	736	2,944	2,600	181	2,781	4,808	917	5,725
Ekiti	1,121	1,191	2,312	2,565	157	2,722	3,686	1,348	5,034
Enugu	1,363	523	1,886	9,868	127	9,995	11,231	650	11,881
FCT	790	251	1,041	4,551	165	4,716	5,341	416	5,757
Gombe	142	52	194	1795	52	1847	1,937	104	2,041
Imo	2,876	1,994	4,870	4,292	616	4,908	7,168	2,610	9,778
Jigawa	20	545	565	56	21	77	76	566	642
Kaduna			-	753	13	766	753	13	766
Kano	437	2,689	3,126	612	11	623	1,049	2,700	3,749
Katsina	2114	17	2,131	538	4	542	2,652	21	2,673
Kebbi	55	46	101			-	55	46	101
Kogi	306	214	520	3284	61	3,345	3,590	275	3,865
Kwara	5,750	899	6,649	9,754	-	9,754	15,504	899	16,403
Lagos	5,498	409	5,907	20061	15	20076	25,559	424	25,983
Nasarawa	288	292	580	5,351	416	5,767	5,639	708	6,347
Niger	18	50	68	691	88	779	709	138	847
Ogun	8,406	5,702	14,108	4,489	3,429	7,918	12,895	9,131	22,026
Ondo	3,910	2,331	6,241	5,460	-	5,460	9,370	2,331	11,701
Osun			-			-	-	-	-
Oyo	4685	10584	15,269	0	0	-	4,685	10,584	15,269
Plateau	2,868	1,606	4,474	2,862	100	2,962	5,730	1,706	7,436
Rivers	1680	946	2,626	17818	581	18,399			
Sokoto	20	23	43	879	2	881	899	25	924
Taraba	37	62	99	1,691	36	1,727	1,728	98	1,826
Yobe	6	51	57	378	10	388	384	61	445
Zamfara	-	14	14	671	0	671	671	14	685
National	<b>69,398</b>	<b>41,473</b>	<b>110,872</b>	<b>137,562</b>	<b>17,618</b>	<b>155,180</b>	<b>187,462</b>	<b>57,564</b>	<b>245,027</b>

\* Data From 2018/2019 Digest

**Table 1. 20: Number of Toilets in Public and Private ECCDE/Pre-Primary Schools by State: 2019/2020**

State	Student Toilets			Teachers Toilets		
	Male	Female	Total	Male	Female	Total
Abia	303	322	625	176	243	419
Anambra	527	460	987	723	654	1,377
Akwa-Ibom	-	-	-	-	-	-
Anambra	823	792	1,615	343	504	847
Bauchi	-	-	-	-	-	-
Bayelsa	-	-	-	-	-	-
Benue	594	305	899	198	228	426
Borno	-	-	-	-	-	-
Cross River	1,149	1,434	2,583	1,139	1,331	2,470
Delta	-	-	-	-	-	-
Ebonyi	6,539	6,634	13,173	6,539	6,634	13,173
Edo	927	927	1,854	927	927	1,854
Ekiti	641	972	1,613	352	499	851
Enugu	-	-	-	-	-	-
FCT	484	517	1,001	192	256	448
Gombe	62	68	130	46	41	87
Imo	1,256	2,287	3,543	488	989	1,477
Jigawa	12	6	18	-	-	-
Kaduna	-	-	-	-	-	-
Kano	10	2	12	-	-	-
Katsina	-	-	-	-	-	-
Kebbi	438	348	786	219	210	429
Kogi	356	183	539	-	-	-
Kwara	534	852	1,386	534	799	1,333
Lagos	2,939	3,134	6,073	1,239	1,538	2,777
Nassarawa	-	-	-	-	-	-
Niger	86	85	171	78	58	136
Ogun	1,411	1,335	2,746	1,290	1,630	2,920
Ondo	825	995	1,820	-	1,820	1,820
Osun	1,827	142	1,969	1,827	142	1,969
Oyo	1,257	1,890	3,147	500	610	1,110
Plateau	-	-	-	-	-	-
Rivers	-	-	-	-	-	-
Sokoto	249	248	497	248	298	546
Taraba	-	-	-	-	-	-
Yobe	96	156	252	56	279	335
Zamfara	484	329	813	484	329	813
<b>National</b>	<b>23,829</b>	<b>24,423</b>	<b>48,252</b>	<b>17,598</b>	<b>20,019</b>	<b>37,617</b>

# CHAPTER TWO

## PRIMARY EDUCATION

### 2.0 Introduction

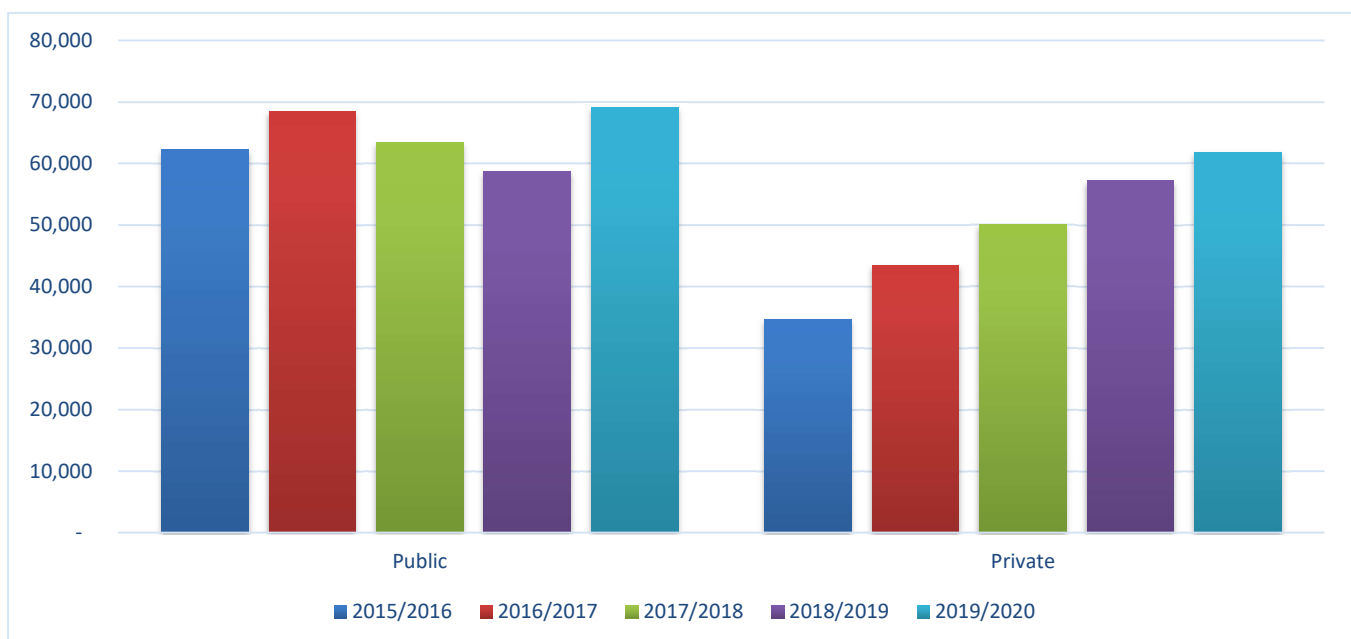
By the provisions of the National Policy on Education (Federal Government of Nigeria, 2014), primary education is offered to children aged 6-11 years. The Universal Basic Education Programme (UBEP) guidelines indicate that primary education serves as a preparation for junior secondary education. Both the government and private providers are actively involved in the provision of primary education in the 36 states and the Federal Capital Territory (FCT). All primary age children in Nigeria are required to complete a full course of primary education and transit to the junior secondary school (JSS) without interruption (UBE Act, 2004). The UBE Act makes this level of education compulsory and free of all charges in public schools. This chapter provides a summary of statistics for the primary level of education for the 2019/20 academic year. It covers number of schools, enrolments by state, gender and location, teachers by state, gender as well as facilities.

### 2.1 Summary of Public and Private Primary Schools

Table 2.1 provides information on the number of primary schools in Nigeria for five years, 2015/2016, to 2019/2020, while Figure 2.1 charts the trend.

**Table 2.1: Number of Public and Private Primary Schools by Year: 2015/2016-2019/2020**

Year	Public	Private	Total
2015/2016	62,184	34,717	96,901
2016/2017	68,471	43,507	111,978
2017/2018	63,414	50,036	113,450
2018/2019	58,682	57,156	115,838
2019/2020	69,070	61,791	130,861



**Figure 2.1: Number of Public and Private Primary Schools: 2017/2018-2021/2022**

## **2.2 Number of Schools by State and Location**

Table 2.2 provides the statistics on number of schools by state, location (rural and urban) and school type (public and private) for public, private, public and private schools.

**Table 2. 1: Number of Public and Private Primary Schools by State and Location: 2019/2020**

STATE	PUBLIC			PRIVATE			Both		
	Rural	Urban	Total	Rural	Urban	Total	Rural	Urban	Total
Abia	743	165	908	635	352	987	1,378	517	1,895
Adamawa	1,789	198	1,987	373	495	868	2,162	693	2,855
Akwa Ibom	922	245	1,167	1,025	543	1,568	1,947	788	2,735
Anambra	721	340	1,061	1,003	923	1,926	1,724	1,263	2,987
Bauchi	3,013	149	3,162	203	634	837	3,216	783	3,999
Bayelsa	503	47	550	292	469	761	795	516	1,311
Benue	2,528	332	2,860	1,191	654	1,845	3,719	986	4,705
*Borno	1,344	507	1,851	182	567	749	1,526	1,074	2,600
Cross River	851	214	1,065	516	427	943	1,367	641	2,008
Delta	881	247	1,128	636	1,232	1,868	1,517	1,479	2,996
Ebonyi	358	718	1,076	340	119	459	698	837	1,535
Edo	895	222	1,117	516	497	1,013	1,411	719	2,130
Ekiti	403	506	909	439	858	1,297	842	1,364	2,206
Enugu	1,077	132	1,209	1,888	865	2,753	2,965	997	3,962
FCT	548	112	660	592	428	1,020	1,140	540	1,680
Gombe	1,427	119	1,546	261	294	555	1,688	413	2,101
Imo	1,087	191	1,278	1,227	306	1,533	2,314	497	2,811
Jigawa	2,189	156	2,345	88	210	298	2,277	366	2,643
Kaduna	3,768	410	4,178	321	654	975	4,089	1,064	5,153
Kano	4,855	2,095	6,950	213	1,127	1,340	5,068	3,222	8,290
Katsina	2,510	302	2,812	186	417	603	2,696	719	3,415
Kebbi	1,698	90	1,788	3	21	24	1,701	111	1,812
Kogi	1,662	371	2,033	954	576	1,530	2,616	947	3,563
Kwara	1,260	320	1,580	352	791	1,143	1,612	1,111	2,723
Lagos	1,260	821	2,081	1,260	12,373	13,633	2,520	13,194	15,714
NASARAWA	1,239	162	1,401	798	818	1,616	2,037	980	3,017
Niger	2,836	272	3,108	520	618	1,138	3,356	890	4,246
OGUN	981	583	1,564	2,218	2,854	5,072	3,199	3,437	6,636
ONDO	787	498	1,285	995	825	1,820	1,782	1,323	3,105
Osun	747	619	1,366	635	631	1,266	1,382	1,250	2,632
Oyo	1,502	1,046	2,548	1,059	3,632	4,691	2,561	4,678	7,239
Plateau	2,392	147	2,539	726	524	1,250	3,118	671	3,789
Rivers	967	194	1,161	1,396	1,624	3,020	2,363	1,818	4,181
Sokoto	1,825	239	2,064	43	176	219	1,868	415	2,283
Taraba	1,964	76	2,040	417	414	831	2,381	490	2,871
Yobe	651	452	1,103	62	75	137	713	527	1,240
Zamfara	1,416	174	1,590	27	176	203	1,443	350	1,793
National	55,599	13,471	69,070	23,592	38,199	61,791	79,191	51,670	130,861

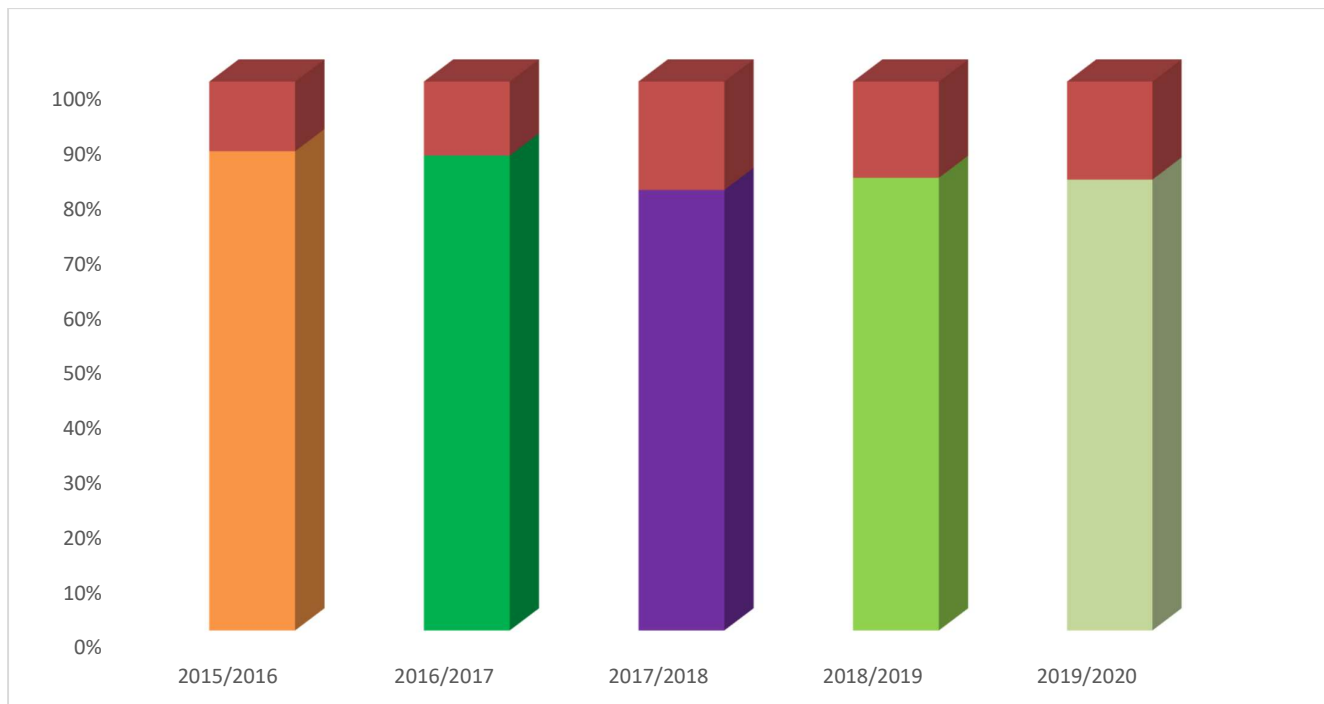
## 2.3 Public and Private Schools' Enrolment

### 2.3.1 Summary of National Enrolment for Public and Private Schools by Gender

Table 2.3 presents the statistics on the enrolment of learners for five academic years, 2015/2016 to 2019/20, while Figure 2.2 charts the enrolment trend.

**Table 2. 2: Enrolment in Public and Private Primary Schools by Location and Gender: 2015/2016-2019/2020**

Year	Public			Private			Both
	Male	Female	Total	Male	Female	Total	Total
2015/2016	11,519,269	10,548,159	22,067,428	1,600,511	1,607,082	3,207,593	25,275,021
2016/2017	11,219,283	10,015,771	21,235,054	1,667,044	1,641,624	3,308,668	24,543,722
2017/2018	11,618,213	10,766,542	22,384,755	2,775,436	2,729,193	5,504,632	27,889,387
2018/2019	12,954,401	11,792,016	24,746,417	2,583,262	2,679,334	5,262,596	30,009,013
2019/2020	12,705,455	12,018,923	24,724,378	2,658,585	2,717,121	5,375,706	30,100,084



**Figure 2. 2: Enrolment in Public and Private Primary Schools by Gender: 2015/2016-2019/2020**

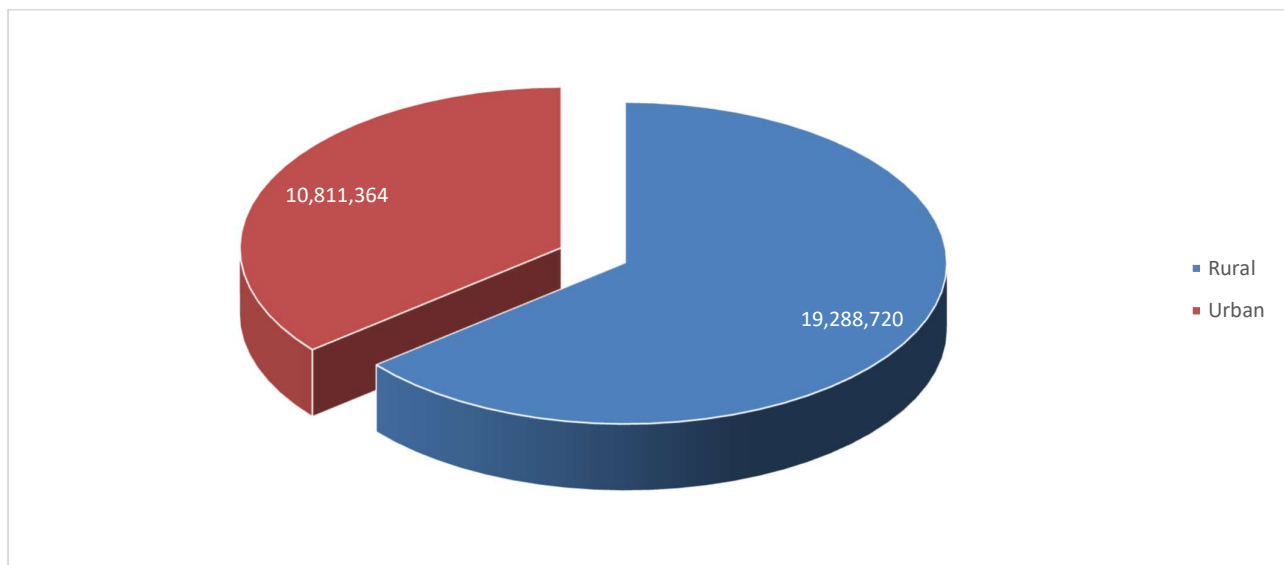


### 2.3.2 Summary of National Enrolment for Public and Private Schools by Gender for the 2019/2020 Academic Year

Table 2.4 indicates the enrolment for public and private primary schools by location and gender for the period under review. Figure 2.3 depicts the enrolment statistics by gender and location for public and private schools.

**Table 2. 4: National Summary of Enrolment in Public and Private Primary Schools by Location (Rural/Urban) and Gender: 2019/2020**

Sector	Rural			Urban			Both
	Male	Female	Total	Male	Female	Total	Total
Public	8,616,753	8,007,106	16,623,859	4,088,702	4,011,817	8,100,519	24,724,378
Private	1,325,652	1,339,209	2,664,861	1,332,933	1,377,912	2,710,845	5,375,706
Total	9,942,405	9,346,315	19,288,720	5,421,635	5,389,729	10,811,364	30,100,084



**Figure 2. 1: Enrolment in Public and Private Schools by Location (Rural/Urban) and Gender: 2019/2020**

### 2.3.3 Summary of National Enrolment by State, Location and Gender

Tables 2.5, 2.6 and 2.7 provide statistics on enrolment in public, private public, and private primary schools respectively by state, location, and gender.

**Table 2. 5: Enrolment in Public Primary Schools by State, Location (Rural/Urban) and Gender 2019/2020**

STATE	RURAL			URBAN			BOTH		
	MALE	FEMALE	TOTAL	MALE	FEMALE	TOTAL	MALE	FEMALE	TOTAL
Abia	76,593	73,727	150,320	18,955	18,279	37,234	95,548	92,006	187,554
Adamawa	256,070	237,570	493,640	75,936	73,422	149,358	332,006	310,992	642,998
Akwa Ibom	530,033	540,244	1,070,277	161,303	165,679	326,982	691,336	705,923	1,397,259
Anambra	64,528	59,622	124,150	50,474	48,541	99,015	115,002	108,163	223,165
Bauchi	389,567	317,616	707,183	176,605	187,906	364,511	566,172	505,522	1,071,694
Bayelsa	43,081	41,270	84,351	5,516	4,729	10,245	48,597	45,999	94,596
Benue	260,910	236,080	496,990	41,279	41,023	82,302	302,189	277,103	579,292
*Borno	131,492	123,805	255,297	134,793	135,583	270,376	266,285	259,388	525,673
Cross River	89,536	42,746	132,282	17,121	8,273	25,394	106,657	51,019	157,676
Delta	109,510	106,712	216,222	58,242	57,433	115,675	167,752	164,145	331,897
Ebonyi	102,821	102,937	205,758	28,427	28,323	56,750	131,248	131,260	262,508
Edo	74,107	76,668	150,775	31,184	30,287	61,471	105,291	106,955	212,246
Ekiti	40,551	48,947	89,498	69,538	78,355	147,893	110,089	127,302	237,391
Enugu	73,049	69,407	142,456	16,348	17,552	33,900	89,397	86,959	176,356
FCT	77,597	72,716	150,313	38,431	40,680	79,111	116,028	113,396	229,424
Gombe	218,365	179,358	397,723	69,763	68,831	138,594	288,128	248,189	536,317
Imo	267,574	273,516	541,090	60,234	59,130	119,364	327,808	332,646	660,454
Jigawa	346,792	344,224	691,016	128,025	123,362	251,387	474,817	467,586	942,403
Kaduna	640,827	600,143	1,240,970	357,244	325,099	682,343	998,071	925,242	1,923,313
Kano	944,129	1,102,866	2,046,995	703,309	696,022	1,399,331	1,647,438	1,798,888	3,446,326
Katsina	801,926	785,733	1,587,659	231,305	228,391	459,696	1,033,231	1,014,124	2,047,355
Kebbi	257,965	145,632	403,597	82,892	68,095	150,987	340,857	213,727	554,584
Kogi	111,662	112,300	223,962	31,301	31,493	62,794	142,963	143,793	286,756
Kwara	57,587	50,220	107,807	41,284	40,507	81,791	98,871	90,727	189,598
Lagos	56,982	58,417	115,399	136,056	138,113	274,169	193,038	196,530	389,568
Nasarawa	136,047	114,413	250,460	27,610	25,119	52,729	163,657	139,532	303,189
Niger	314,727	228,008	542,735	102,435	93,025	195,460	417,162	321,033	738,195
Ogun	85,583	80,965	166,548	104,223	98,450	202,673	189,806	179,415	369,221
Ondo	253,509	255,301	508,810	150,803	154,025	304,828	404,312	409,326	813,638
Osun	43,754	43,765	87,519	65,074	64,904	129,978	108,828	108,669	217,497
Oyo	383,914	408,883	792,797	432,167	457,619	889,786	816,081	866,502	1,682,583
Plateau	154,964	152,956	307,920	28,500	28,254	56,754	183,464	181,210	364,674
Rivers	80,836	80,927	161,763	33,407	34,446	67,853	114,243	115,373	229,616
Sokoto	383,743	280,457	664,200	121,808	104,381	226,189	505,551	384,838	890,389
Taraba	300,699	256,700	557,399	46,901	44,617	91,518	347,600	301,317	648,917
Yobe	169,408	140,682	310,090	132,482	128,041	260,523	301,890	268,723	570,613
Zamfara	286,315	161,573	447,888	77,727	63,828	141,555	364,042	225,401	589,443
<b>National</b>	<b>8,616,753</b>	<b>8,007,106</b>	<b>16,623,859</b>	<b>4,088,702</b>	<b>4,011,817</b>	<b>8,100,519</b>	<b>12,705,455</b>	<b>12,018,923</b>	<b>24,724,378</b>

**Table 2. 6: Enrolment in Private Primary Schools by State, Location (Rural/Urban) and Gender 2019/2020**

STATE	RURAL			URBAN			BOTH		
	MALE	FEMALE	TOTAL	MALE	FEMALE	TOTAL	MALE	FEMALE	TOTAL
Abia	34,054	35,215	69,269	25,761	26,876	52,637	59,815	62,091	121,906
Adamawa	28,190	25,066	53,256	46,222	45,331	91,553	74,412	70,397	144,809
Akwa Ibom	152,611	157,710	310,321	67,025	69,566	136,591	219,636	227,276	446,912
Anambra	75,091	73,098	148,189	87,638	85,613	173,251	162,729	158,711	321,440
Bauchi	40,764	34,567	75,331	34,572	47,446	82,018	75,336	82,013	157,349
Bayelsa	13,588	13,386	26,974	20,570	20,727	41,297	34,158	34,113	68,271
Benue	64,633	57,812	122,445	32,118	31,408	63,526	96,751	89,220	185,971
*Borno	7,124	6,746	13,870	26,355	27,581	53,936	33,479	34,327	67,806
Cross River	79,162	37,659	116,821	15,130	7,341	22,471	94,292	45,000	139,292
Delta	27,335	27,926	55,261	28,200	30,073	58,273	55,535	57,999	113,534
Ebonyi	26,700	28,586	55,286	8,912	9,466	18,378	35,612	38,052	73,664
Edo	40,486	41,933	82,419	43,826	44,644	88,470	84,312	86,577	170,889
Ekiti	384	427	811	6,916	7,091	14,007	7,300	7,518	14,818
Enugu	101,205	107,510	208,715	49,210	49,038	98,248	150,415	156,548	306,963
FCT	4,479	4,399	8,878	11,402	11,523	22,925	15,881	15,922	31,803
Gombe	16,702	15,094	31,796	21,506	20,899	42,405	38,208	35,993	74,201
Imo	79,914	161,245	241,159	25,179	50,658	75,837	105,093	211,903	316,996
Jigawa	8,297	9,273	17,570	15,712	15,254	30,966	24,009	24,527	48,536
Kaduna	46,487	43,314	89,801	42,118	41,120	83,238	88,605	84,434	173,039
Kano	30,766	30,458	61,224	55,367	60,300	115,667	86,133	90,758	176,891
Katsina	12,885	11,426	24,311	34,254	31,985	66,239	47,139	43,411	90,550
Kebbi	2,500	2,043	4,543	22,676	21,172	43,848	25,176	23,215	48,391
Kogi	23,330	23,343	46,673	14,029	14,139	28,168	37,359	37,482	74,841
Kwara	22,695	22,840	45,535	17,853	17,326	35,179	40,548	40,166	80,714
Lagos	99,951	84,451	184,402	138,983	156,344	295,327	238,934	240,795	479,729
Nasarawa	33,443	32,135	65,578	44,974	44,262	89,236	78,417	76,397	154,814
Niger	34,312	29,813	64,125	42,930	41,560	84,490	77,242	71,373	148,615
Ogun	109,472	114,196	223,668	126,612	128,280	254,892	236,084	242,476	478,560
Ondo	24,500	26,500	51,000	21,992	20,493	42,485	46,492	46,993	93,485
Osun	252	244	496	465	493	958	717	737	1,454
Oyo	30,880	31,237	62,117	103,203	103,543	206,746	134,083	134,780	268,863
Plateau	9,314	9,493	18,807	8,085	7,923	16,008	17,399	17,416	34,815
Rivers	1,839	1,996	3,835	4,799	4,746	9,545	6,638	6,742	13,380
Sokoto	3,175	2,811	5,986	15,428	14,117	29,545	18,603	16,928	35,531
Taraba	35,340	31,866	67,206	37,667	37,132	74,799	73,007	68,998	142,005
Yobe	970	937	1,907	18,709	18,234	36,943	19,679	19,171	38,850
Zamfara	2,822	2,454	5,276	16,535	14,208	30,743	19,357	16,662	36,019
<b>National</b>	<b>1,325,652</b>	<b>1,339,209</b>	<b>2,664,861</b>	<b>1,332,933</b>	<b>1,377,912</b>	<b>2,710,845</b>	<b>2,658,585</b>	<b>2,717,121</b>	<b>5,375,706</b>

**Table 2.7: Enrolment in Public and Private Primary Schools by State, Location (Rural/Urban) and Gender 2019/2020**

STATE	RURAL			URBAN			BOTH		
	MALE	FEMALE	TOTAL	MALE	FEMALE	TOTAL	MALE	FEMALE	TOTAL
Abia	110,647	108,942	219,589	44,716	45,155	89,871	155,363	154,097	309,460
Adamawa	284,260	262,636	546,896	122,158	118,753	240,911	406,418	381,389	787,807
Akwa Ibom	682,644	697,954	1,380,598	228,328	235,245	463,573	910,972	933,199	1,844,171
Anambra	139,619	132,720	272,339	138,112	134,154	272,266	277,731	266,874	544,605
Bauchi	430,331	352,183	782,514	211,177	235,352	446,529	641,508	587,535	1,229,043
Bayelsa	56,669	54,656	111,325	26,086	25,456	51,542	82,755	80,112	162,867
Benue	325,543	293,892	619,435	73,397	72,431	145,828	398,940	366,323	765,263
*Borno	138,616	130,551	269,167	161,148	163,164	324,312	299,764	293,715	593,479
Cross River	168,698	80,405	249,103	32,251	15,614	47,865	200,949	96,019	296,968
Delta	136,845	134,638	271,483	86,442	87,506	173,948	223,287	222,144	445,431
Ebonyi	129,521	131,523	261,044	37,339	37,789	75,128	166,860	169,312	336,172
Edo	114,593	118,601	233,194	75,010	74,931	149,941	189,603	193,532	383,135
Ekiti	40,935	49,374	90,309	76,454	85,446	161,900	117,389	134,820	252,209
Enugu	174,254	176,917	351,171	65,558	66,590	132,148	239,812	243,507	483,319
FCT	82,076	77,115	159,191	49,833	52,203	102,036	131,909	129,318	261,227
Gombe	235,067	194,452	429,519	91,269	89,730	180,999	326,336	284,182	610,518
Imo	347,488	434,761	782,249	85,413	109,788	195,201	432,901	544,549	977,450
Jigawa	355,089	353,497	708,586	143,737	138,616	282,353	498,826	492,113	990,939
Kaduna	687,314	643,457	1,330,771	399,362	366,219	765,581	1,086,676	1,009,676	2,096,352
Kano	974,895	1,133,324	2,108,219	758,676	756,322	1,514,998	1,733,571	1,889,646	3,623,217
Katsina	814,811	797,159	1,611,970	265,559	260,376	525,935	1,080,370	1,057,535	2,137,905
Kebbi	260,465	147,675	408,140	105,568	89,267	194,835	366,033	236,942	602,975
Kogi	134,992	135,643	270,635	45,330	45,632	90,962	180,322	181,275	361,597
Kwara	80,282	73,060	153,342	59,137	57,833	116,970	139,419	130,893	270,312
Lagos	156,933	142,868	299,801	275,039	294,457	569,496	431,972	437,325	869,297
Nasarawa	169,490	146,548	316,038	72,584	69,381	141,965	242,074	215,929	458,003
Niger	349,039	257,821	606,860	145,365	134,585	279,950	494,404	392,406	886,810
OGUN	195,055	195,161	390,216	230,835	226,730	457,565	425,890	421,891	847,781
ONDO	278,009	281,801	559,810	172,795	174,518	347,313	450,804	456,319	907,123
Osun	44,006	44,009	88,015	65,539	65,397	130,936	109,545	109,406	218,951
Oyo	414,794	440,120	854,914	535,370	561,162	1,096,532	950,164	1,001,282	1,951,446
Plateau	164,278	162,449	326,727	36,585	36,177	72,762	200,863	198,626	399,489
Rivers	82,675	82,923	165,598	38,206	39,192	77,398	120,881	122,115	242,996
Sokoto	386,918	283,268	670,186	137,236	118,498	255,734	524,154	401,766	925,920
Taraba	336,039	288,566	624,605	84,568	81,749	166,317	420,607	370,315	790,922
Yobe	170,378	141,619	311,997	151,191	146,275	297,466	321,569	287,894	609,463
Zamfara	289,137	164,027	453,164	94,262	78,036	172,298	383,399	242,063	625,462
<b>National</b>	<b>9,942,405</b>	<b>9,346,315</b>	<b>19,288,720</b>	<b>5,421,635</b>	<b>5,389,729</b>	<b>10,811,364</b>	<b>15,364,040</b>	<b>14,736,044</b>	<b>30,100,084</b>

### 2.3.4 Summary of Enrolment by State, Age and Gender

Tables 2.8, 2.9 and 2.10 display statistics on enrolment by state, age and gender for public, private, public and private primary schools respectively.

**Table 2. 8: Enrolment in Public Primary Schools by State, Age and Gender: 2019/2020**

STATE	Below 6 Years			6-11 Years			Above 11 Years			Total		
	Male	Female	Total	Male	Female	Total	Male	Female	Total	Male	Female	Total
Abia	3,135	3,136	6,271	88,151	86,366	174,517	4,262	2,504	6,766	95,548	92,006	187,554
Adamawa	24,210	43,442	67,652	243,572	243,693	487,265	64,224	23,857	88,081	332,006	310,992	642,998
Akwa Ibom	51,609	54,040	105,649	600,779	624,574	1,225,353	38,948	27,309	66,257	691,336	705,923	1,397,259
Anambra	5,183	4,893	10,076	101,666	97,454	199,120	8,153	5,816	13,969	115,002	108,163	223,165
Bauchi	61,461	51,432	112,893	410,215	371,969	782,184	94,496	82,121	176,617	566,172	505,522	1,071,694
Bayelsa	3,959	3,725	7,684	38,907	38,643	77,550	5,731	3,631	9,362	48,597	45,999	94,596
Benue	17,958	12,909	30,867	224,113	213,292	437,405	60,118	50,902	111,020	302,189	277,103	579,292
*Borno	7,842	7,737	15,579	237,783	231,323	469,106	20,660	20,328	40,988	266,285	259,388	525,673
Cross River	10,252	5,252	15,504	85,162	40,645	125,807	11,243	5,122	16,365	106,657	51,019	157,676
Delta	1,789	1,844	3,633	160,646	160,076	320,722	5,317	2,225	7,542	167,752	164,145	331,897
Ebonyi	3,909	3,690	7,599	111,466	112,570	224,036	15,873	15,000	30,873	131,248	131,260	262,508
Edo	5,595	5,006	10,601	88,163	92,565	180,728	11,533	9,384	20,917	105,291	106,955	212,246
Ekiti	8,796	8,334	17,130	84,643	101,711	186,354	16,650	17,257	33,907	110,089	127,302	237,391
Enugu	1,750	1,679	3,429	80,184	79,267	159,451	7,463	6,013	13,476	89,397	86,959	176,356
FCT	13,220	8,948	22,168	89,300	91,648	180,948	13,508	12,800	26,308	116,028	113,396	229,424
Gombe	10,285	9,889	20,174	260,285	222,495	482,780	17,558	15,805	33,363	288,128	248,189	536,317
Imo	1,646	1,072	2,718	305,807	313,466	619,273	20,355	18,108	38,463	327,808	332,646	660,454
Jigawa	17,309	18,044	35,353	439,215	431,935	871,150	18,293	17,607	35,900	474,817	467,586	942,403
Kaduna	27,769	30,427	58,196	915,109	850,330	1,765,439	55,193	44,485	99,678	998,071	925,242	1,923,313
Kano	11,231	27,988	39,219	1,443,494	1,581,691	3,025,185	192,713	189,209	381,922	1,647,438	1,798,888	3,446,326
Katsina	27,769	30,427	58,196	940,269	929,212	1,869,481	65,193	54,485	119,678	1,033,231	1,014,124	2,047,355
Kebbi	11,078	7,988	19,066	307,066	187,691	494,757	22,713	18,048	40,761	340,857	213,727	554,584
Kogi	6,067	6,440	12,507	122,276	128,804	251,080	14,620	8,549	23,169	142,963	143,793	286,756
Kwara	14,708	13,494	28,202	77,867	72,672	150,539	6,296	4,561	10,857	98,871	90,727	189,598
Lagos	5,058	6,458	11,516	165,841	168,616	334,457	22,139	21,456	43,595	193,038	196,530	389,568
Nasarawa	11,519	9,357	20,876	142,309	123,433	265,742	9,829	6,742	16,571	163,657	139,532	303,189
Niger	32,078	25,527	57,605	364,473	278,456	642,929	20,611	17,050	37,661	417,162	321,033	738,195
Ogun	11,198	13,453	24,651	158,071	147,582	305,653	20,537	18,380	38,917	189,806	179,415	369,221
Ondo	4,240	4,288	8,528	390,308	399,878	790,186	9,764	5,160	14,924	404,312	409,326	813,638
Osun	1,903	1,773	3,676	102,922	104,027	206,949	4,003	2,869	6,872	108,828	108,669	217,497
Oyo	45,425	49,590	95,015	717,675	773,732	1,491,407	52,981	43,180	96,161	816,081	866,502	1,682,583
Plateau	37,351	39,152	76,503	135,939	131,140	267,079	10,174	10,918	21,092	183,464	181,210	364,674
Rivers	143	133	276	112,269	114,854	227,123	1,831	386	2,217	114,243	115,373	229,616
Sokoto	22,720	19,144	41,864	441,207	340,891	782,098	41,624	24,803	66,427	505,551	384,838	890,389
Taraba	26,275	21,645	47,920	291,379	264,010	555,389	29,946	15,662	45,608	347,600	301,317	648,917
Yobe	13,717	12,583	26,300	269,328	242,904	512,232	18,845	13,236	32,081	301,890	268,723	570,613
Zamfara	22,266	14,795	37,061	320,892	199,473	520,365	20,884	11,133	32,017	364,042	225,401	589,443
National	582,423	579,734	1,162,157	11,068,751	10,593,088	21,661,839	1,054,281	846,101	1,900,382	12,705,455	12,018,923	24,724,378

**Table 2. 9: Enrolment in Private Primary Schools by State, Age and Gender: 2019/2020**

STATE	Below 6 Years			6-11 Years			Above 11 Years			Total		
	Male	Female	Total	Male	Female	Total	Male	Female	Total	Male	Female	Total
Abia	4,572	4,639	9,211	53,423	53,948	107,371	1,820	3,504	5,324	59,815	62,091	121,906
Adamawa	4,003	4,027	8,030	66,744	62,857	129,601	3,665	3,513	7,178	74,412	70,397	144,809
Akwa Ibom	8,900	9,056	17,956	205,636	213,276	418,912	5,100	4,944	10,044	219,636	227,276	446,912
Anambra	5,336	4,944	10,280	150,617	147,254	297,871	6,776	6,513	13,289	162,729	158,711	321,440
Bauchi	12,704	10,630	23,334	53,546	62,600	116,146	9,086	8,783	17,869	75,336	82,013	157,349
Bayelsa	1,704	1,630	3,334	28,051	27,967	56,018	4,403	4,516	8,919	34,158	34,113	68,271
Benue	10,424	5,265	15,689	77,712	76,847	154,559	8,615	7,108	15,723	96,751	89,220	185,971
*Borno	1,912	1,931	3,843	29,348	29,667	59,015	2,219	2,729	4,948	33,479	34,327	67,806
Cross River	10,078	7,096	17,174	72,952	33,054	106,006	11,262	4,850	16,112	94,292	45,000	139,292
Delta	10,900	10,876	21,776	40,815	42,479	83,294	3,820	4,644	8,464	55,535	57,999	113,534
Ebonyi	1,609	953	2,562	24,133	26,421	50,554	9,870	10,678	20,548	35,612	38,052	73,664
Edo			-	84,312	86,577	170,889	-	-	-	84,312	86,577	170,889
Ekiti	654	718	1,372	2,977	2,845	5,822	3,669	3,955	7,624	7,300	7,518	14,818
Enugu	1,087	1,141	2,228	146,164	152,224	298,388	3,164	3,183	6,347	150,415	156,548	306,963
FCT	1,326	1,415	2,741	14,277	14,234	28,511	278	273	551	15,881	15,922	31,803
Gombe	1,024	1,120	2,144	34,902	32,903	67,805	2,282	1,970	4,252	38,208	35,993	74,201
Imo	368	287	655	89,325	201,080	290,405	15,400	10,536	25,936	105,093	211,903	316,996
Jigawa	512	570	1,082	22,558	22,964	45,522	939	993	1,932	24,009	24,527	48,536
Kaduna	3,803	3,882	7,685	82,738	78,474	161,212	2,064	2,078	4,142	88,605	84,434	173,039
Kano	4,464	4,689	9,153	75,945	79,816	155,761	5,724	6,253	11,977	86,133	90,758	176,891
Katsina	1,829	1,669	3,498	42,459	39,228	81,687	2,851	2,514	5,365	47,139	43,411	90,550
Kebbi	1,541	1,474	3,015	20,869	19,182	40,051	2,766	2,559	5,325	25,176	23,215	48,391
Kogi	4,129	3,470	7,599	31,166	31,934	63,100	2,064	2,078	4,142	37,359	37,482	74,841
Kwara	6,013	5,946	11,959	33,326	33,018	66,344	1,209	1,202	2,411	40,548	40,166	80,714
Lagos	21,950	19,580	41,530	211,096	198,215	409,311	5,888	23,000	28,888	238,934	240,795	479,729
Nasarawa	9,675	10,168	19,843	65,645	62,958	128,603	3,097	3,271	6,368	78,417	76,397	154,814
Niger	4,359	4,142	8,501	68,674	63,390	132,064	4,209	3,841	8,050	77,242	71,373	148,615
Ogun	22,325	32,525	54,850	172,568	183,881	356,449	41,191	26,070	67,261	236,084	242,476	478,560
Ondo	5,086	5,175	10,261	32,463	33,752	66,215	8,943	8,066	17,009	46,492	46,993	93,485
Osun	30	42	72	626	628	1,254	61	67	128	717	737	1,454
Oyo	15,179	15,306	30,485	114,512	115,361	229,873	4,392	4,113	8,505	134,083	134,780	268,863
Plateau	1,367	1,746	3,113	15,338	14,985	30,323	694	685	1,379	17,399	17,416	34,815
Rivers	-	-	-	6,638	6,742	13,380	-	-	-	6,638	6,742	13,380
Sokoto	530	545	1,075	17,275	15,673	32,948	798	710	1,508	18,603	16,928	35,531
Taraba	5,035	4,729	9,764	65,301	61,704	127,005	2,671	2,565	5,236	73,007	68,998	142,005
Yobe	512	470	982	18,733	18,225	36,958	434	476	910	19,679	19,171	38,850
Zamfara	1,311	1,207	2,518	16,452	13,822	30,274	1,594	1,633	3,227	19,357	16,662	36,019
National	186,251	183,063	369,314	2,289,316	2,360,185	4,649,501	180,799	171,144	351,943	2,658,585	2,717,121	5,375,706

**Table 2. 10: Enrolment in Public and Private Primary Schools by State, Age and Gender: 2019/2020**

STATE	Below 6 Years			6-11 Years			Above 11 Years			Total		
	Male	Female	Total	Male	Female	Total	Male	Female	Total	Male	Female	Total
Abia	7,707	7,775	15,482	141,574	140,314	281,888	6,082	6,008	12,090	155,363	154,097	309,460
Adamawa	28,213	47,469	75,682	310,316	306,550	616,866	67,889	27,370	95,259	406,418	381,389	787,807
Akwa Ibom	60,509	63,096	123,605	806,415	837,850	1,644,265	44,048	32,253	76,301	910,972	933,199	1,844,171
Anambra	10,519	9,837	20,356	252,283	244,708	496,991	14,929	12,329	27,258	277,731	266,874	544,605
Bauchi	74,165	62,062	136,227	463,761	434,569	898,330	103,582	90,904	194,486	641,508	587,535	1,229,043
Bayelsa	5,663	5,355	11,018	66,958	66,610	133,568	10,134	8,147	18,281	82,755	80,112	162,867
Benue	28,382	18,174	46,556	301,825	290,139	591,964	68,733	58,010	126,743	398,940	366,323	765,263
*Borno	9,754	9,668	19,422	267,131	260,990	528,121	22,879	23,057	45,936	299,764	293,715	593,479
Cross River	20,330	12,348	32,678	158,114	73,699	231,813	22,505	9,972	32,477	200,949	96,019	296,968
Delta	12,689	12,720	25,409	201,461	202,555	404,016	9,137	6,869	16,006	223,287	222,144	445,431
Ebonyi	5,518	4,643	10,161	135,599	138,991	274,590	25,743	25,678	51,421	166,860	169,312	336,172
Edo	5,595	5,006	10,601	172,475	179,142	351,617	11,533	9,384	20,917	189,603	193,532	383,135
Ekiti	9,450	9,052	18,502	87,620	104,556	192,176	20,319	21,212	41,531	117,389	134,820	252,209
Enugu	2,837	2,820	5,657	226,348	231,491	457,839	10,627	9,196	19,823	239,812	243,507	483,319
FCT	14,546	10,363	24,909	103,577	105,882	209,459	13,786	13,073	26,859	131,909	129,318	261,227
Gombe	11,309	11,009	22,318	295,187	255,398	550,585	19,840	17,775	37,615	326,336	284,182	610,518
Imo	2,014	1,359	3,373	395,132	514,546	909,678	35,755	28,644	64,399	432,901	544,549	977,450
Jigawa	17,821	18,614	36,435	461,773	454,899	916,672	19,232	18,600	37,832	498,826	492,113	990,939
Kaduna	31,572	34,309	65,881	997,847	928,804	1,926,651	57,257	46,563	103,820	1,086,676	1,009,676	2,096,352
Kano	15,695	32,677	48,372	1,519,439	1,661,507	3,180,946	198,437	195,462	393,899	1,733,571	1,889,646	3,623,217
Katsina	29,598	32,096	61,694	982,728	968,440	1,951,168	68,044	56,999	125,043	1,080,370	1,057,535	2,137,905
Kebbi	12,619	9,462	22,081	327,935	206,873	534,808	25,479	20,607	46,086	366,033	236,942	602,975
Kogi	10,196	9,910	20,106	153,442	160,738	314,180	16,684	10,627	27,311	180,322	181,275	361,597
Kwara	20,721	19,440	40,161	111,193	105,690	216,883	7,505	5,763	13,268	139,419	130,893	270,312
Lagos	27,008	26,038	53,046	376,937	366,831	743,768	28,027	44,456	72,483	431,972	437,325	869,297
Nasarawa	21,194	19,525	40,719	207,954	186,391	394,345	12,926	10,013	22,939	242,074	215,929	458,003
Niger	36,437	29,669	66,106	433,147	341,846	774,993	24,820	20,891	45,711	494,404	392,406	886,810
Ogun	33,523	45,978	79,501	330,639	331,463	662,102	61,728	44,450	106,178	425,890	421,891	847,781
Ondo	9,326	9,463	18,789	422,771	433,630	856,401	18,707	13,226	31,933	450,804	456,319	907,123
Osun	1,933	1,815	3,748	103,548	104,655	208,203	4,064	2,936	7,000	109,545	109,406	218,951
Oyo	60,604	64,896	125,500	832,187	889,093	1,721,280	57,373	47,293	104,666	950,164	1,001,282	1,951,446
Plateau	38,718	40,898	79,616	151,277	146,125	297,402	10,868	11,603	22,471	200,863	198,626	399,489
Rivers	143	133	276	118,907	121,596	240,503	1,831	386	2,217	120,881	122,115	242,996
Sokoto	23,250	19,689	42,939	458,482	356,564	815,046	42,422	25,513	67,935	524,154	401,766	925,920
Taraba	31,310	26,374	57,684	356,680	325,714	682,394	32,617	18,227	50,844	420,607	370,315	790,922
Yobe	14,229	13,053	27,282	288,061	261,129	549,190	19,279	13,712	32,991	321,569	287,894	609,463
Zamfara	23,577	16,002	39,579	337,344	213,295	550,639	22,478	12,766	35,244	383,399	242,063	625,462
<b>National</b>	<b>768,674</b>	<b>762,797</b>	<b>1,531,471</b>	<b>13,358,067</b>	<b>12,953,273</b>	<b>26,311,340</b>	<b>1,237,299</b>	<b>1,019,974</b>	<b>2,257,273</b>	<b>15,364,040</b>	<b>14,736,044</b>	<b>30,100,084</b>

### **2.3.5 Summary of National Enrolment by State, Class, and Gender**

Tables 2.11, 2.12 and 2.13 present statistics on enrolment by state, class and gender for public, private, public and private primary schools respectively.



**Table 2. 11: Enrolment in Public Primary Schools by State, Class, and Gender: 2019/2020**

STATE	Primary 1		Primary 2		Primary 3		Primary 4		Primary 5		Primary 6		Total		
	Male	Female	Male	Female	Male	Female	Male	Female	Male	Female	Male	Female	Male	Female	M+F
Abia	19,512	18,111	16,952	15,758	14,820	14,633	14,550	14,377	14,684	14,606	15,030	14,521	95,548	92,006	187,554
Adamawa	57,755	54,578	61,671	58,542	57,969	54,212	55,195	51,334	51,441	48,026	47,975	44,300	332,006	310,992	642,998
Akwa Ibom	114,678	121,138	111,031	116,617	111,534	118,224	144,863	126,108	107,148	112,642	102,082	111,194	691,336	705,923	1,397,259
Anambra	18,689	17,828	18,418	17,389	19,250	18,045	19,133	17,839	19,227	17,881	20,285	19,181	115,002	108,163	223,165
Bauchi	118,527	106,277	109,603	97,981	103,979	94,073	90,335	80,184	76,543	68,199	67,185	58,808	566,172	505,522	1,071,694
Bayelsa	8,576	8,248	8,504	7,731	8,267	7,479	8,412	8,129	7,802	7,707	7,036	6,705	48,597	45,999	94,596
Benue	67,950	63,704	57,203	53,831	53,171	49,865	47,617	43,925	41,753	37,085	34,495	28,693	302,189	277,103	579,292
* Borno	52348	50017	46729	45777	47811	47011	44356	43243	39671	38303	35370	35037	266,285	259,388	525,673
Cross	17,789	9,051	18,534	9,109	18,554	8,169	17,679	9,132	18,079	7,434	16,022	8,124	106,657	51,019	157,676
Delta	25,778	24,932	27,039	26,563	28,942	28,202	28,901	28,508	29,015	28,340	28,077	27,600	167,752	164,145	331,897
Ebonyi	21,246	21,299	21,286	21,350	21,862	21,610	21,855	22,026	22,402	22,324	22,597	22,651	131,248	131,260	262,508
Edo	10,000	16,943	16,247	15,590	18,885	17,847	19,807	18,407	20,148	19,308	20,204	18,860	105,291	106,955	212,246
Ekiti	8,807	8,160	9,454	9,356	26,485	31,030	18,952	19,644	27,887	41,783	18,504	17,329	110,089	127,302	237,391
Enugu	15,311	15,162	14,294	13,851	14,604	14,500	15,173	14,509	15,030	14,446	14,985	14,491	89,397	86,959	176,356
FCT	16,750	15,968	19,289	18,959	20,434	20,415	20,835	20,301	20,146	19,695	18,574	18,058	116,028	113,396	229,424
Gombe	72,864	64,477	54,455	46,374	48,254	41,005	42,502	36,993	38,140	32,583	31,913	26,757	288,128	248,189	536,317
Imo	56,254	56,732	54,425	56,270	55,641	57,424	53,665	53,793	56,264	55,329	51,559	53,098	327,808	332,646	660,454
Jigawa	99,616	98,790	91,562	94,996	83,823	85,603	73,492	70,622	66,488	62,741	59,836	54,834	474,817	467,586	942,403
Kaduna	258,134	227,411	194,131	182,301	176,313	168,933	145,379	136,956	124,668	116,897	99,446	92,744	998,071	925,242	1,923,313
Kano	359,463	396,822	316,316	364,213	291,151	330,824	258,204	272,143	227,196	233,705	195,108	201,181	1,647,438	1,798,888	3,446,326
Katsina	208,664	219,716	194,474	214,516	179,112	178,183	164,623	150,890	148,214	131,629	138,144	119,190	1,033,231	1,014,124	2,047,355
Kebbi	72,999	45,585	70,155	43,997	65,355	40,649	53,007	33,081	42,081	26,974	37,260	23,441	340,857	213,727	554,584
Kogi	28,247	28,337	25,039	25,768	24,467	24,179	22,797	23,469	21,720	22,014	20,693	20,026	142,963	143,793	286,756
Kwara	29,674	27,230	34,564	31,720	9,947	9,109	4,973	4,561	11,831	10,864	7,882	7,243	98,871	90,727	189,598
Lagos	22,386	21,946	26,032	25,905	30,064	30,563	34,477	35,134	39,345	40,681	40,734	42,301	193,038	196,530	389,568
Nasarawa	32,785	27,361	29,781	25,744	28,760	24,773	25,912	22,792	24,274	20,476	22,145	18,386	163,657	139,532	303,189
Niger	106,326	81,245	83,113	63,162	70,905	54,082	59,983	46,723	53,331	41,492	43,504	34,329	417,162	321,033	738,195
Ogun	34,890	32,590	31,379	29,726	31,018	29,361	31,725	29,597	30,517	29,082	30,277	29,059	189,806	179,415	369,221
Ondo	63,950	66,745	66,105	67,332	68,668	68,203	68,343	69,003	69,110	68,114	68,136	69,929	404,312	409,326	813,638
Osun	21,472	21,262	19,226	19,069	19,289	19,069	19,349	19,372	14,890	15,019	14,602	14,878	108,828	108,669	217,497
Oyo	132,870	142,304	140,770	148,330	137,174	144,919	135,231	143,821	130,422	142,138	139,614	144,990	816,081	866,502	1,682,583
Plateau	36,739	36,103	36,368	35,556	31,752	31,315	28,825	28,387	25,003	25,249	24,777	24,600	183,464	181,210	364,674
Rivers	19,479	19,956	18,964	18,881	19,874	19,893	19,973	20,241	19,137	19,532	16,816	16,870	114,243	115,373	229,616
Sokoto	114,921	93,054	105,036	81,782	95,891	74,289	76,413	57,431	63,128	44,257	50,162	34,025	505,551	384,838	890,389
Taraba	71,760	60,391	66,883	57,885	61,908	54,324	54,422	47,742	49,122	42,834	43,505	38,141	347,600	301,317	648,917
Yobe	65,578	58,214	57,400	51,306	53,727	47,629	48,140	42,830	42,115	38,131	34,930	30,613	301,890	268,723	570,613
Zamfara	89,916	58,139	75,216	46,824	69,311	41,965	54,340	32,524	40,834	25,088	34,425	20,861	364,042	225,401	589,443
National	2,572,703	2,435,826	2,347,648	2,260,061	2,218,971	2,121,609	2,043,438	1,895,771	1,848,806	1,742,608	1,673,889	1,563,048	12,705,455	12,018,923	24,724,378

Table 2. 12: Enrolment in Private Primary Schools by State, Class and Gender: 2019/2020

STATE	Primary 1		Primary 2		Primary 3		Primary 4		Primary 5		Primary 6		Total		
	Male	Female	Male	Female	Male	Female	Male	Female	Male	Female	Male	Female	Male	Female	M+F
Abia	11,836	12,199	10,560	10,884	9,822	10,218	9,809	10,051	9,665	10,064	8,123	8,675	59,815	62,091	121,906
Adamawa	14,024	13,234	15,712	14,900	14,287	13,166	12,108	11,767	10,291	9,853	7,990	7,477	74,412	70,397	144,809
Akwa Ibom	38,133	42,163	55,424	49,463	41,968	43,603	33,065	36,627	35,715	38,969	15,331	16,451	219,636	227,276	446,912
Anambra	27,422	27,543	26,878	25,730	27,276	26,707	27,041	26,296	26,245	25,669	27,867	26,766	162,729	158,711	321,440
Bauchi	18,876	19,582	16,098	17,277	14,254	15,513	11,374	13,019	9,226	10,147	5,508	6,475	75,336	82,013	157,349
Bayelsa	7,952	7,578	7,164	7,081	6,884	7,046	6,464	6,516	4,845	4,980	849	912	34,158	34,113	68,271
Benue	20,883	19,769	18,295	17,464	17,433	16,329	15,535	14,601	13,468	12,085	11,137	8,972	96,751	89,220	185,971
Borno	8,201	8,189	6,759	6,793	5,894	6,136	5,146	5,584	4,425	4,549	3,054	3,076	33,479	34,327	67,806
Cross River	15,473	7,800	16,840	7,991	16,615	7,272	15,334	7,768	15,436	6,750	14,594	7,419	94,292	45,000	139,292
Delta	10,917	11,037	11,039	11,442	10,890	11,466	9,819	10,222	8,722	9,227	4,148	4,605	55,535	57,999	113,534
Ebonyi	7,034	7,665	6,629	6,902	6,146	6,515	5,717	6,219	5,252	5,705	4,834	5,046	35,612	38,052	73,664
Edo	15,206	16,000	13,168	13,669	15,140	14,962	13,386	13,877	14,188	14,299	13,224	13,770	84,312	86,577	170,889
Ekiti	1,556	1,603	1,541	1,605	1,554	1,528	1,284	1,322	1,047	1,120	318	340	7,300	7,518	14,818
Enugu	28,263	29,409	26,689	28,121	26,297	27,032	25,707	26,725	23,905	24,555	19,554	20,706	150,415	156,548	306,963
FCT	3,192	3,217	3,027	3,020	3,073	3,187	3,001	2,998	2,594	2,496	994	1,004	15,881	15,922	31,803
Gombe	8,448	8,010	7,816	7,446	7,254	6,904	6,176	5,829	5,387	4,941	3,127	2,863	38,208	35,993	74,201
Imo	25,360	51,351	17,641	35,665	16,901	33,936	16,261	32,611	13,763	27,740	15,167	30,600	105,093	211,903	316,996
Jigawa	6,928	6,663	5,486	5,531	4,521	4,898	3,393	3,523	2,574	2,548	1,107	1,364	24,009	24,527	48,536
Kaduna	21,274	19,814	18,226	17,641	17,397	16,708	15,323	14,895	12,315	11,823	4,070	3,553	88,605	84,434	173,039
Kano	21,077	22,693	17,920	19,185	16,333	16,915	14,671	15,161	11,190	11,352	4,942	5,452	86,133	90,758	176,891
Katsina	11,365	10,231	9,668	8,984	8,920	8,381	7,709	7,337	6,331	5,609	3,146	2,869	47,139	43,411	90,550
Kebbi	5,731	5,436	5,095	4,617	4,786	4,525	4,228	3,867	3,617	3,247	1,719	1,523	25,176	23,215	48,391
Kogi	5,959	5,913	7,247	7,288	8,123	8,060	7,524	7,528	5,207	5,274	3,299	3,419	37,359	37,482	74,841
Kwara	14,166	14,009	10,545	10,435	6,064	6,031	4,082	4,049	3,652	3,627	2,039	2,015	40,548	40,166	80,714
Lagos	50,163	50,472	47,376	48,015	45,384	45,794	42,547	42,628	35,245	35,626	18,219	18,260	238,934	240,795	479,729
Nasarawa	4,755	4,735	17,605	17,508	16,209	16,147	15,224	14,742	13,736	13,068	10,888	10,197	78,417	76,397	154,814
Niger	17,725	16,237	14,991	14,294	14,384	13,328	13,042	12,213	11,046	9,905	6,054	5,396	77,242	71,373	148,615
Ogun	36,753	37,034	37,348	37,993	38,566	39,194	39,239	40,303	40,258	41,641	43,920	46,311	236,084	242,476	478,560
Ondo	7,724	9,633	9,183	7,555	7,201	9,165	8,769	6,917	6,424	8,250	7,191	5,473	46,492	46,993	93,485
Osun	223	197	136	137	118	136	133	139	91	104	16	24	717	737	1,454
Oyo	29,335	29,109	27,218	27,553	26,231	26,647	23,578	23,785	20,934	20,997	6,787	6,689	134,083	134,780	268,863
Plateau	4,010	3,929	3,761	3,772	3,455	3,498	3,154	3,158	2,421	2,354	598	705	17,399	17,416	34,815
Rivers	1,545	1,492	1,290	1,362	1,311	1,287	1,185	1,176	985	1,077	322	348	6,638	6,742	13,380
Sokoto	4,657	4,241	3,922	3,626	3,756	3,423	3,036	2,840	2,271	2,000	961	798	18,603	16,928	35,531
Taraba	14,570	13,765	14,083	13,518	13,794	13,060	12,606	11,742	10,646	10,283	7,308	6,630	73,007	68,998	142,005
Yobe	4,458	4,403	3,815	3,759	3,488	3,373	3,005	3,031	2,748	2,619	2,165	1,986	19,679	19,171	38,850
Zamfara	4,755	4,209	3,931	3,207	3,667	3,076	3,110	2,727	2,671	2,285	1,223	1,158	19,357	16,662	36,019
National	529,949	550,564	520,126	521,433	485,396	495,166	442,785	453,793	398,536	406,838	281,793	289,327	2,658,585	2,717,121	5,375,706

**Table 2.13: Enrolment in Public and Private Primary Schools by State, Class and Gender: 2019/2020**

STATE	Primary 1		Primary 2		Primary 3		Primary 4		Primary 5		Primary 6		Total		
	Male	Female	Male	Female	Male	Female	Male	Female	Male	Female	Male	Female	Male	Female	M+F
Abia	31,348	30,310	27,512	26,642	24,642	24,851	24,359	24,428	24,349	24,670	23,153	23,196	155,363	154,097	309,460
Adamawa	71,779	67,812	77,383	73,442	72,256	67,378	67,303	63,101	61,732	57,879	55,965	51,777	406,418	381,389	787,807
Akwa Ibom	152,811	163,301	166,455	166,080	153,502	161,827	177,928	162,735	142,863	151,611	117,413	127,645	910,972	933,199	1,844,171
Anambra	46,111	45,371	45,296	43,119	46,526	44,752	46,174	44,135	45,472	43,550	48,152	45,947	277,731	266,874	544,605
Bauchi	137,403	125,859	125,701	115,258	118,233	109,586	101,709	93,203	85,769	78,346	72,693	65,283	641,508	587,535	1,229,043
Bayelsa	16,528	15,826	15,668	14,812	15,151	14,525	14,876	14,645	12,647	12,687	7,885	7,617	82,755	80,112	162,867
Benue	88,833	83,473	75,498	71,295	70,604	66,194	63,152	58,526	55,221	49,170	45,632	37,665	398,940	366,323	765,263
*Borno	60,549	58,206	53,488	52,570	53,705	53,147	49,502	48,827	44,096	42,852	38,424	38,113	299,764	293,715	593,479
Cross	33,262	16,851	35,374	17,100	35,169	15,441	33,013	16,900	33,515	14,184	30,616	15,543	200,949	96,019	296,968
Delta	36,695	35,969	38,078	38,005	39,832	39,668	38,720	38,730	37,737	37,567	32,225	32,205	223,287	222,144	445,431
Ebonyi	28,280	28,964	27,915	28,252	28,008	28,125	27,572	28,245	27,654	28,029	27,431	27,697	166,860	169,312	336,172
Edo	25,206	32,943	29,415	29,259	34,025	32,809	33,193	32,284	34,336	33,607	33,428	32,630	189,603	193,532	383,135
Ekiti	10,363	9,763	10,995	10,961	28,039	32,558	20,236	20,966	28,934	42,903	18,822	17,669	117,389	134,820	252,209
Enugu	43,574	44,571	40,983	41,972	40,901	41,532	40,880	41,234	38,935	39,001	34,539	35,197	239,812	243,507	483,319
FCT	19,942	19,185	22,316	21,979	23,507	23,602	23,836	23,299	22,740	22,191	19,568	19,062	131,909	129,318	261,227
Gombe	81,312	72,487	62,271	53,820	55,508	47,909	48,678	42,822	43,527	37,524	35,040	29,620	326,336	284,182	610,518
Imo	81,614	108,083	72,066	91,935	72,542	91,360	69,926	86,404	70,027	83,069	66,726	83,698	432,901	544,549	977,450
Jigawa	106,544	105,453	97,048	100,527	88,344	90,501	76,885	74,145	69,062	65,289	60,943	56,198	498,826	492,113	990,939
Kaduna	279,408	247,225	212,357	199,942	193,710	185,641	160,702	151,851	136,983	128,720	103,516	96,297	1,086,676	1,009,676	2,096,352
Kano	380,540	419,515	334,236	383,398	307,484	347,739	272,875	287,304	238,386	245,057	200,050	206,633	1,733,571	1,889,646	3,623,217
Katsina	220,029	229,947	204,142	223,500	188,032	186,564	172,332	158,227	154,545	137,238	141,290	122,059	1,080,370	1,057,535	2,137,905
Kebbi	78,730	51,021	75,250	48,614	70,141	45,174	57,235	36,948	45,698	30,221	38,979	24,964	366,033	236,942	602,975
Kogi	34,206	34,250	32,286	33,056	32,590	32,239	30,321	30,997	26,927	27,288	23,992	23,445	180,322	181,275	361,597
Kwara	43,840	41,239	45,109	42,155	16,011	15,140	9,055	8,610	15,483	14,491	9,921	9,258	139,419	130,893	270,312
Lagos	72,549	72,418	73,408	73,920	75,448	76,357	77,024	77,762	74,590	76,307	58,953	60,561	431,972	437,325	869,297
Nasarawa	37,540	32,096	47,386	43,252	44,969	40,920	41,136	37,534	38,010	33,544	33,033	28,583	242,074	215,929	458,003
Niger	124,051	97,482	98,104	77,456	85,289	67,410	73,025	58,936	64,377	51,397	49,558	39,725	494,404	392,406	886,810
Ogun	71,643	69,624	68,727	67,719	69,584	68,555	70,964	69,900	70,775	70,723	74,197	75,370	425,890	421,891	847,781
Ondo	71,674	76,378	75,288	74,887	75,869	77,368	77,112	75,920	75,534	76,364	75,327	75,402	450,804	456,319	907,123
Osun	21,695	21,459	19,362	19,206	19,407	19,205	19,482	19,511	14,981	15,123	14,618	14,902	109,545	109,406	218,951
Oyo	162,205	171,413	167,988	175,883	163,405	171,566	158,809	167,606	151,356	163,135	146,401	151,679	950,164	1,001,282	1,951,446
Plateau	40,749	40,032	40,129	39,328	35,207	34,813	31,979	31,545	27,424	27,603	25,375	25,305	200,863	198,626	399,489
Rivers	21,024	21,448	20,254	20,243	21,185	21,180	21,158	21,417	20,122	20,609	17,138	17,218	120,881	122,115	242,996
Sokoto	119,578	97,295	108,958	85,408	99,647	77,712	79,449	60,271	65,399	46,257	51,123	34,823	524,154	401,766	925,920
Taraba	86,330	74,156	80,966	71,403	75,702	67,384	67,028	59,484	59,768	53,117	50,813	44,771	420,607	370,315	790,922
Yobe	70,036	62,617	61,215	55,065	57,215	51,002	51,145	45,861	44,863	40,750	37,095	32,599	321,569	287,894	609,463
Zamfara	94,671	62,348	79,147	50,031	72,978	45,041	57,450	35,251	43,505	27,373	35,648	22,019	383,399	242,063	625,462
National	3,102,652	2,986,390	2,867,774	2,781,494	2,704,367	2,616,775	2,486,223	2,349,564	2,247,342	2,149,446	1,955,682	1,852,375	15,364,040	14,736,044	30,100,084

## 2.4 TEACHERS

Table 2.14 provides statistics on the number of all teachers and qualified teachers for five academic years, 2015/2016 to 2019/2020, while Figure 2.4 charts the trend for the five academic years.

### 2.4.1 Summary of Teachers' Statistics

Table 2.14: National Summary on Public and Private qualified Primary School Teachers by Gender: 2015/2016-2019/2020

Year	All Teachers			Qualified Teachers		
	Male	Female	M+F	Male	Female	M+F
2015/2016	238431	214817	453248	165093	189163	354256
2016/2017	247472	232640	472077	162380	183421	345801
2017/2018	422223	491356	913579	269151	298882	568033
2018/2019	369734	487148	856882	298972	423828	722800
2019/2020	348037	475544	823581	259629	394739	654368

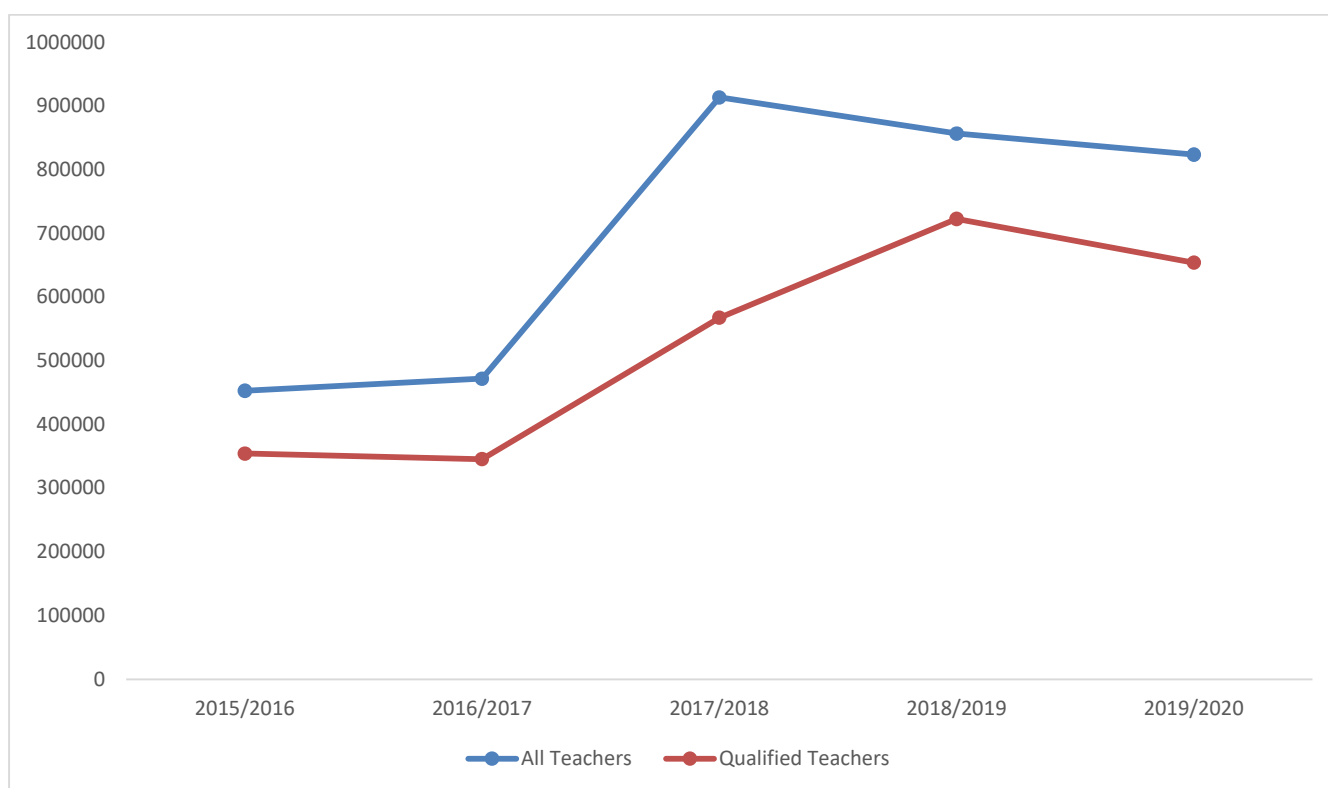


Figure 2. 4: National Summary of School Teachers and Qualified Teachers by Gender: 2015/2016-2019/2020

## 2.4.2 Teachers' Statistics by State and Gender

Tables 2.15, 2.16 and 2.17 display statistics on qualified teachers as a subset of the overall number of teachers in public, private public, and private primary schools respectively by state and gender.

**Table 2. 15: Teachers in Public Primary Schools by State and Gender: 2019/2020**

State	Teachers			Qualified Teachers		
	Male	Female	Total	Male	Female	Total
Abia	850	6585	7435	828	6530	7358
Adamawa	9846	12156	22002	2616	8701	11317
Akwa Ibom	2848	8385	11233	2848	8385	11233
Anambra	583	9030	9613	554	8707	9261
Bauchi	10150	4933	15083	8685	4658	13343
Bayelsa	1601	1972	3573	1431	1868	3299
Benue	8476	6448	14924	7532	5954	13486
*Borno	1290	719	2009	1126	656	1782
Cross River	1286	8923	10209	1274	8865	10139
Delta	2722	8817	11539	2228	7493	9721
Ebonyi	3103	4826	7929	2797	4397	7194
Edo	1546	6732	8278	1486	6648	8134
Ekiti	1084	4863	5947	1057	4841	5898
Enugu	1166	8456	9622	1150	8291	9441
FCT	5954	6350	12304	5510	5941	11451
Gombe	7610	5349	12959	4665	4111	8776
Imo	240	10208	10448	240	10208	10448
Jigawa	9944	1701	11645	5811	975	6786
Kaduna	17162	19611	36773	15293	18660	33953
Kano	31466	12337	43803	24432	9201	33633
Katsina	18,060	6,134	24194	14,244	5,386	19630
Kebbi	10967	3653	14620	6654	2629	9283
Kogi	11,880	14,275	26155	6,487	7,842	14329
Kwara	4415	6778	11193	70	467	537
Lagos	2291	6807	9098	2099	6450	8549
Nasarawa	6295	4989	11284	4822	3430	8252
Niger	7737	2568	10305	6498	2335	8833
Ogun	3243	10149	13392	3218	10126	13344
Ondo	2180	4958	7138	2180	4958	7138
Osun	1917	5108	7025	432	686	1118
Oyo	4285	12772	17057	4285	12772	17057
Plateau	4507	4956	9463	4038	3670	7708
Rivers	1642	3761	5403	1474	3444	4918
Sokoto	11202	2983	14185	6760	2165	8925
Taraba	9282	4975	14257	7973	4449	12422
Yobe	3591	1653	5244	2442	1228	3670
Zamfara	7522	1789	9311	4468	1371	5839
<b>National</b>	<b>229943</b>	<b>246709</b>	<b>476652</b>	<b>169707</b>	<b>208498</b>	<b>378205</b>

**Table 2. 16: Teachers in Private Primary Schools by State and Gender: : 2019/2020**

State	Teachers			Qualified Teachers		
	Male	Female	Total	Male	Female	Total
Abia	719	6070	6789	477	3838	4315
Adamawa	3437	5800	9237	1682	4334	6016
Akwa Ibom	3289	5405	8694	3289	5405	8694
Anambra	1272	15485	16757	940	12591	13531
Bauchi	2030	758	2788	1848	638	2486
Bayelsa	1432	3016	4448	481	876	1357
Benue	4132	3510	7642	3224	2877	6101
Borno	0	0	0	0	0	0
Cross River	4692	4772	9464	3103	3158	6261
Delta	2162	5578	7740	1674	4317	5991
Ebonyi	572	500	1072	478	490	968
Edo	2070	4837	6907	2070	4837	6907
Ekiti	664	1703	2367	276	770	1046
Enugu	2450	12260	14710	1950	10260	12210
FCT	490	694	1184	319	448	767
Gombe	1892	1602	3494	1475	1249	2724
Imo	1688	9765	11453	1688	9765	11453
Jigawa	9944	1701	11645	5811	975	6786
Kaduna	13903	17823	31726	11969	14608	26577
Kano	3111	3119	6230	2067	2168	4235
Katsina	2,696	1,855	4551	1,794	1,264	3058
Kebbi	749	492	1241	437	296	733
Kogi	2,536	3,572	6108	1,551	2,684	4235
Kwara	4776	10032	14808	4072	7934	12006
Lagos	13015	38103	51118	12589	36155	48744
Nasarawa	4452	3978	8430	4441	3950	8391
Niger	2934	3680	6614	2200	2606	4806
Ogun	10576	37589	48165	6897	30489	37386
Ondo	4288	5641	9929	4288	5641	9929
Osun	192	222	414	171	194	365
Oyo	805	1212	2017	625	1002	1627
Plateau	805	1212	2017	625	1002	1627
Rivers	5863	13393	19256	3281	7656	10937
Sokoto	960	900	1860	122	229	351
Taraba	2931	2079	5010	1721	1250	2971
Yobe	114	56	170	68	66	134
Zamfara	453	421	874	219	219	438
<b>National</b>	<b>118094</b>	<b>228835</b>	<b>346929</b>	<b>89922</b>	<b>186241</b>	<b>276163</b>

**Table 2. 17: Teachers in Public and Private Schools by State and Gender: : 2019/2020**

State	Teachers			Qualified Teachers		
	Male	Female	Total	Male	Female	Total
Abia	1569	12655	14224	1305	10368	11673
Adamawa	13283	17956	31239	4298	13035	17333
Akwa Ibom	6137	13790	19927	6137	13790	19927
Anambra	1855	24515	26370	1494	21298	22792
Bauchi	12180	5691	17871	10533	5296	15829
Bayelsa	3033	4988	8021	1912	2744	4656
Benue	12608	9958	22566	10756	8831	19587
*Borno	1290	719	2009	1126	656	1782
Cross River	5978	13695	19673	4377	12023	16400
Delta	4884	14395	19279	3902	11810	15712
Ebonyi	3675	5326	9001	3275	4887	8162
Edo	3616	11569	15185	3556	11485	15041
Ekiti	1748	6566	8314	1333	5611	6944
Enugu	3616	20716	24332	3100	18551	21651
FCT	6444	7044	13488	5829	6389	12218
Gombe	9502	6951	16453	6140	5360	11500
Imo	1928	19973	21901	1928	19973	21901
Jigawa	19888	3402	23290	11622	1950	13572
Kaduna	31065	37434	68499	27262	33268	60530
Kano	34577	15456	50033	26499	11369	37868
Katsina	20756	7989	28745	16038	6650	22688
Kebbi	11716	4145	15861	7091	2925	10016
Kogi	14416	17847	32263	8038	10526	18564
Kwara	9191	16810	26001	4142	8401	12543
Lagos	15306	44910	60216	14688	42605	57293
Nasarawa	10747	8967	19714	9263	7380	16643
Niger	10671	6248	16919	8698	4941	13639
Ogun	13819	47738	61557	10115	40615	50730
Ondo	6468	10599	17067	6468	10599	17067
Osun	2109	5330	7439	603	880	1483
Oyo	5090	13984	19074	4910	13774	18684
Plateau	5312	6168	11480	4663	4672	9335
Rivers	7505	17154	24659	4755	11100	15855
Sokoto	12162	3883	16045	6882	2394	9276
Taraba	12213	7054	19267	9694	5699	15393
Yobe	3705	1709	5414	2510	1294	3804
Zamfara	7975	2210	10185	4687	1590	6277
<b>National</b>	<b>348037</b>	<b>475544</b>	<b>823581</b>	<b>259629</b>	<b>394739</b>	<b>654368</b>

## 2.5 Facilities

### 2.5.1 Number and Conditions of Classrooms by State

Table 2.18 presents the statistics on number of classrooms in public, private public and primary schools and their conditions, whether good or bad, by state.

**Table 2.18: Number and Condition of Classrooms by State in Private and Public Schools: : 2019/2020**

State	Public			Private			Both		
	Number of Good Classrooms	Number of Bad Classroom	Total	Number of Good Classrooms	Number of Bad Classroom	Total	Number of Good Classrooms	Number of Bad Classroom	Total
Abia	2,708	3,119	5,827	5,193	789	5,982	7,901	3,908	11,809
Adamawa	6,879	3,844	10,723	3,400	1,107	4,507	10,279	4,951	15,230
Akwa Ibom	8,826	8,199	17,025	9,409	2,113	11,522	18,235	10,312	28,547
Anambra	6,734	846	7,580	13,670	336	14,006	20,404	1,182	21,586
Bauchi	11,434	3,350	14,784	845	422	1,267	12,279	3,772	16,051
Bayelsa	2,877	778	3,655	700	3,249	3,949	3,577	4,027	7,604
Benue	8,877	4,480	13,357	4,894	1,474	6,368	13,771	5,954	19,725
*Borno	4,178	1,501	5,679			-	4,178	1,501	5,679
Cross River	6,507	1,015	7,522	5,577	-	5,577	12,084	1,015	13,099
Delta	6,403	4,061	10,464	7,550	277	7,827	13,953	4,338	18,291
Ebonyi	4,276	3,998	8,274	8,701	57	8,758	12,977	4,055	17,032
Edo	6,003	2,766	8,769	1,818	79	1,897	7,821	2,845	10,666
Ekiti	3,237	2,766	6,003	947	83	1,030	4,184	2,849	7,033
Enugu	6,660	2,543	9,203	9,915	112	10,027	16,575	2,655	19,230
FCT	5,443	4,520	9,963	4,600	161	4,761	10,043	4,681	14,724
Gombe	4,924	1,772	6,696	2,012	59	2,071	6,936	1,831	8,767
Imo	6,612	1,560	8,172	2,252	315	2,567	8,864	1,875	10,739
Jigawa	1,199	9,963	11,162			-	1,199	9,963	11,162
Kaduna	20,267	8,239	28,506	34,098	1,132	35,230	54,365	9,371	63,736
Kano	35,770	294	36,064	1,736	31	1,767	37,506	325	37,831
Katsina	15,201	473	15,674	5,317	161	5,478	20,518	634	21,152
Kebbi	2,794	4,367	7,161			-	2,794	4,367	7,161
Kogi	7,514	1,754	9,268	249	4	253	7,763	1,758	9,521
Kwara	8,325	595	8,920	1,997	228	2,225	10,322	823	11,145
Lagos	1,837	39	1,876	25,600	274	25,874	27,437	313	27,750
Nasarawa	3,173	4,283	7,456	7,541	536	8,077	10,714	4,819	15,533
Niger	5,108	7,799	12,907	4,652	507	5,159	9,760	8,306	18,066
Ogun	8,406	5,702	14,108	4,489	3,429	7,918	12,895	9,131	22,026
Ondo	10,539	7,802	18,341	11,776	2,299	14,075	22,315	10,101	32,416
Osun	5,019	4,564	9,618				5,019	4,564	9,618
Oyo	4,795	9,891	14,686			-	4,795	9,891	14,686
Plateau	6,440	4,887	11,327	1,323	60	1,383	7,763	4,947	12,710
Rivers	4,911	2,931	7,842	19,547	254	19,801	24,458	3,185	27,643
Sokoto	2,088	391	2,479	967	15	982	3,055	406	3,461
Taraba	8,813	658	9,471	4,333	91	4,424	13,146	749	13,895



Yobe	4,142	762	4,904	1,007	102	1,109	5,149	864	6,013
Zamfara	1,599	4,862	6,461	763	-	763	2,362	4,862	7,224
<b>National</b>	260,518	131,374	391,927	206,878	19,756	226,634	467,396	151,130	618,561

### **2.5.2 Number Toilets in Primary Schools by State**

Tables 2.19 provides statistics on the number of toilets available for learners and teachers in public, and private primary schools for each of the 36 states and FCT.

**Table 2.19: Number of Toilets in Public and Private Primary Schools by State: 2019/2020**

S/N	State	Students			Teachers		
		Male	Female	Total	Male	Female	Total
1	Abia	1,757	1,493	3,250	541	1,039	1,580
2	Adamawa	-	-	-	-	-	-
3	Akwa-Ibom	1,746	1,799	3,545	1,194	1,306	2,500
4	Anambra	4,454	853	5,307	337	502	839
5	Bauchi	-	-	-	21,844	1,190	23,034
6	Bayelsa	279	283	562	172	184	356
7	Benue	8,520	7,160	15,680	8,514	7,154	15,668
8	Borno	-	-	-	-	-	-
9	Cross River	1,900	1,891	3,791	1,736	1,880	3,616
10	Delta	-	-	-	-	-	-
11	Ebonyi	653	662	1,315	338	341	679
12	Edo	2,588	2,588	5,176	2,145	2,168	4,313
13	Ekiti	128	1,484	1,612	1,082	896	1,978
14	Enugu	-	-	-	-	-	-
15	FCT	-	-	-	-	-	-
16	Gombe	1,437	1,126	2,563	1,280	961	2,241
17	Imo	2,764	3,744	6,508	944	1,451	2,395
18	Jigawa	1,905	2,851	4,756	1,924	-	1,924
19	kaduna	31,312	31,878	63,190	14,102	13,096	27,198
20	Kano	1,263	1,201	2,464	788	345	1,133
21	Katsina	7,221	7,240	14,461	3,734	1,834	5,568
22	Kebbi	937	988	1,925	822	504	1,326
23	Kogi	1,361	704	2,065	40	42	82
24	Kwara	533	852	1,385	533	799	1,332
25	Lagos	2,947	3,142	6,089	1,245	1,544	2,789
26	Nassarawa	2,747	2,654	5,401	1,055	1,225	2,280
27	Niger	737	658	1,395	450	364	814
28	Ogun	8,906	8,253	17,159	4,874	6,235	11,109
29	Ondo	1,777	1,780	3,557	1,499	1,511	3,010
30	Osun	-	-	-	-	-	-
31	Oyo	2,283	2,144	4,427	459	487	946
32	Plateau	-	-	-	-	-	-
33	Rivers	478	804	1,282	962	962	1,924
34	Sokoto	3,102	2,516	5,618	2,418	172	2,590
35	Taraba	9,732	4,552	14,284	483	447	930
36	Yobe	910	887	1,797	1,412	546	1,958
37	Zamfara	4,365	2,863	7,228	4,365	2,863	7,228
	<b>National</b>	<b>108,742</b>	<b>99,050</b>	<b>207,792</b>	<b>81,292</b>	<b>52,048</b>	<b>133,340</b>

## CHAPTER THREE

### JUNIOR SECONDARY SCHOOL

#### 3.0 Introduction

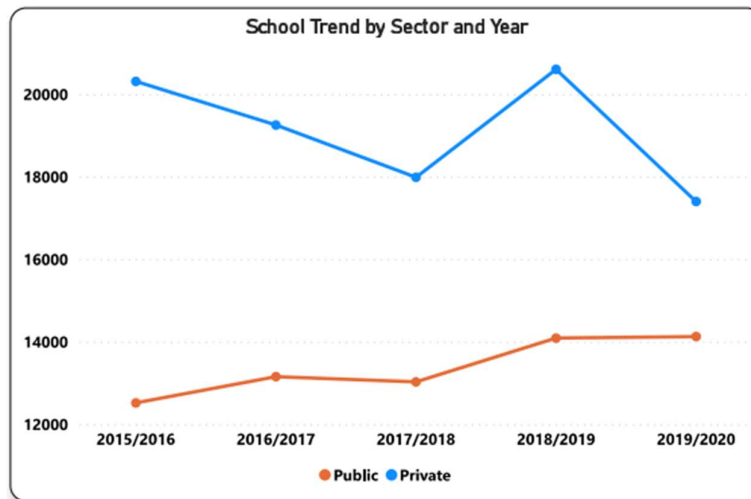
The Junior Secondary school (JSS) component is last three (3) years of the nine-year Basic Education programs comprising JSS1, JSS2 and JSS3. Official age of enrolment into JSS1 is 12 years with a completion age of 14 years. Students who complete junior secondary Education either proceed to senior secondary or enrol in technical or vocational training programs. This chapter presents Junior Secondary school (JSS) statistics for 2019/2020 collected by Federal Ministry of Education (FME) from the thirty-six States and FCT.

#### 3.1 Number of Junior Secondary Schools: 2015/2016 - 2019/2020

Table 3.1 shows the number of public and private Junior Secondary Schools (State and location) for the academic years: 2015/2016 - 2019/2020. Fig 3.0 presents the trend of Junior Secondary Schools (by sector) for the academic years: 2015/2016 - 2019/2020.

**Table 3.1: Number of Junior Secondary Schools by Year and Sector: 2015/2016 - 2019/2020**

Year	Public	Private	Total
2015/2016	12520	20313	32833
2016/2017	13157	19256	32413
2017/2018	13029	17988	31017
2018/2019	14091	20607	34698
2019/2020	14129	17403	31532



**Figure 3.0: School Trend of Public and Private JSS: 2015/2016 - 2019/2020**

### 3.1.2 Number of Junior Secondary Schools by State, Sector and Location: 2019/2020

Table 3.2 presents the number of public and private Junior Secondary Schools (by State and Location): 2019/2020.

**Table 3.2: Number of Junior Secondary Schools by State and Location - 2021/2022**

STATES	PUBLIC			PRIVATE			TOTAL		
	RURAL	URBAN	TOTAL	RURAL	URBAN	TOTAL	RURAL	URBAN	TOTAL
Abia	210	47	257	344	193	537	554	240	794
Adamawa	423	105	528	131	262	393	554	367	921
Akwa Ibom	186	77	263	215	159	374	401	236	637
Anambra	173	89	262	288	413	701	461	502	963
Bauchi	643	110	753	95	190	285	738	300	1038
Bayelsa	180	31	211	60	255	315	240	286	526
Benue	568	157	725	505	458	963	1073	615	1688
Borno	0	0	0	0	0	0	0	0	0
Cross River	234	62	296	253	151	404	487	213	700
Delta	363	103	466	423	306	729	786	409	1195
Ebonyi	190	37	227	258	76	334	448	113	561
Edo	245	67	312	363	440	803	608	507	1115
Ekiti	104	95	199	31	152	183	135	247	382
Enugu	297	39	336	482	202	684	779	241	1020
FCT	112	64	176	47	126	173	159	190	349
Gombe	288	65	353	95	172	267	383	237	620
Imo	195	105	300	332	76	408	527	181	708
Jigawa	412	159	571	4	51	55	416	210	626
Kaduna	330	99	429	212	507	719	542	606	1148
Kano	971	388	1359	213	1127	1340	1184	1515	2699
Katsina	248	80	328	113	198	311	361	278	639
Kebbi	186	70	256	2	13	15	188	83	271
Kogi	422	110	532	192	190	382	614	300	914
Kwara	269	209	478	94	282	376	363	491	854
Lagos	66	285	351	300	333	633	366	618	984
Nasarawa	306	90	396	233	408	641	539	498	1037
Niger	338	104	442	162	318	480	500	422	922
Ogun	207	304	511	730	900	1630	937	1204	2141
Ondo	186	135	321	241	226	467	427	361	788
Osun	181	213	394	48	97	145	229	310	539
Oyo	221	351	572	114	429	543	335	780	1115
Plateau	267	61	328	299	125	424	566	186	752
Rivers	248	74	322	215	748	963	463	822	1285
Sokoto	177	108	285	0	100	100	177	208	385
Taraba	193	74	267	226	177	403	419	251	670
Yobe	100	47	147	70	24	94	170	71	241
Zamfara	111	65	176	8	121	129	119	186	305
<b>Total</b>	<b>9850</b>	<b>4279</b>	<b>14129</b>	<b>7398</b>	<b>10005</b>	<b>17403</b>	<b>17248</b>	<b>14284</b>	<b>31532</b>

## 3.2 Enrolment:

### 3.2.1 Summary of National Enrolment in Junior Secondary Schools by Sector and Gender

Tables 3.3 present the Enrolment in Public and Private Junior Secondary Schools by Sector and

Gender for 2015/2016 to 2019/2020 academic years. Figure 3.1 present the Enrolment in Public and Private Junior Secondary Schools by Location and Gender for 2015/2016 to 2019/2020 academic years

Table 3.1: Enrolment in Junior Secondary Schools by Sector and Gender: 2015/2016-2019/2020

Year	Public			Private			Total		
	M	F	T	M	F	T	M	F	T
2015/2016	2567056	2220261	4787317	526490	525180	1051670	3093546	2745441	5838987
2016/2017	2701572	2352307	5053879	660772	679679	1340451	3362344	3031986	6394330
2017/2018	2713663	2475430	5189093	822972	829888	1652860	3536635	3305318	6841953
2018/2019	2826836	2696946	5523782	903277	917603	1820880	3730113	3614549	7344662
2019/2020	2876842	2661828	5538670	923436	960842	1884278	3800278	3622670	7422948

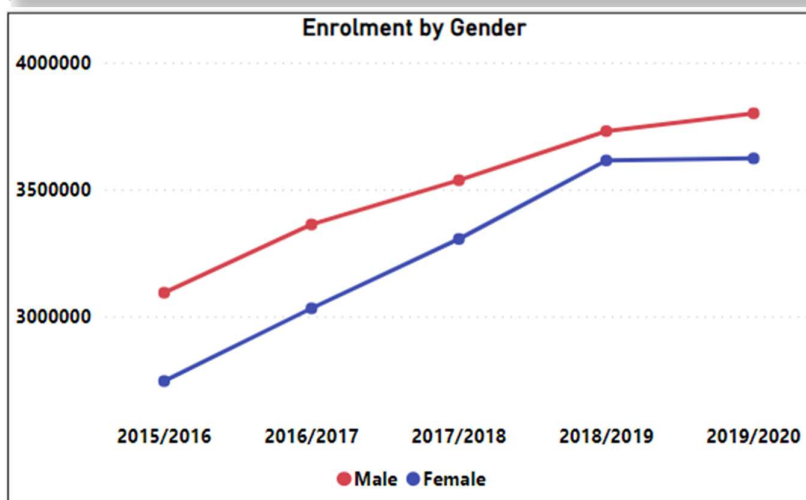
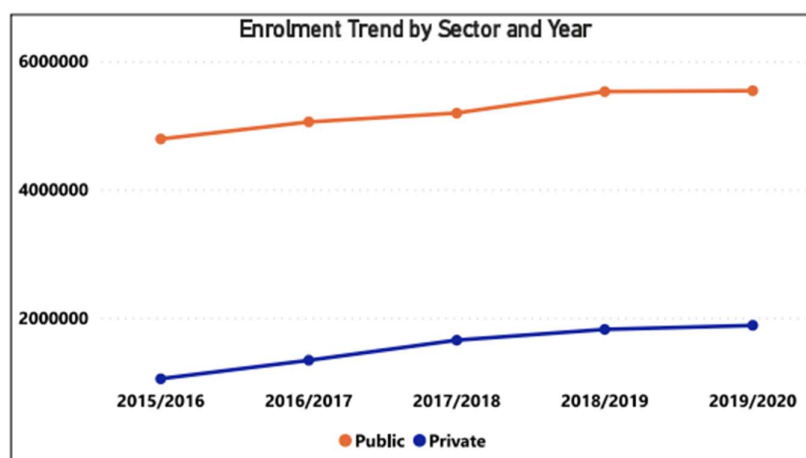


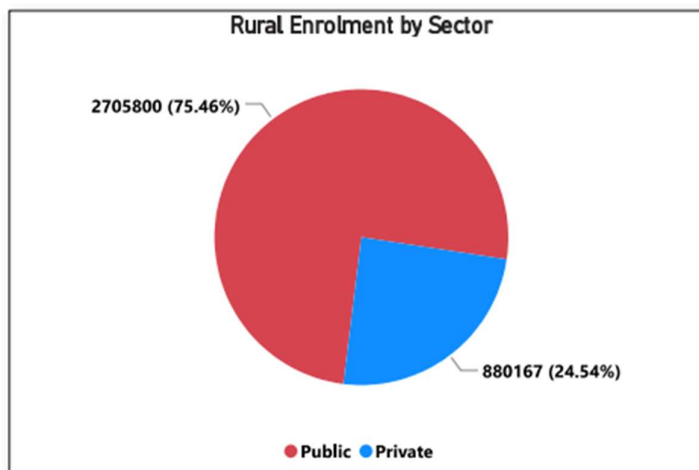
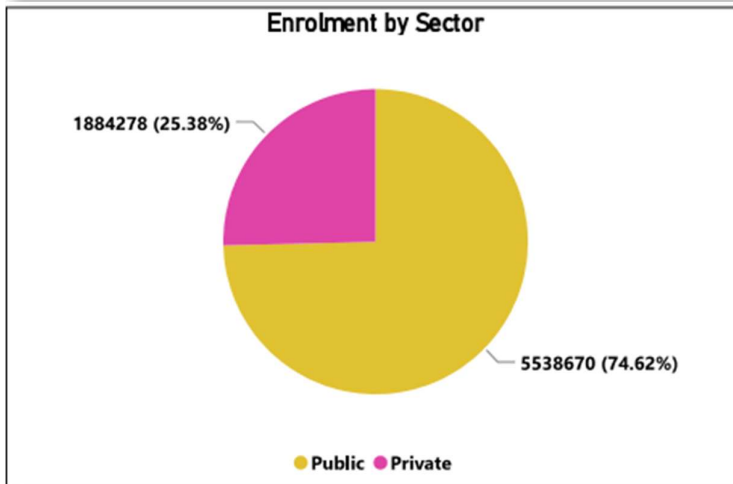
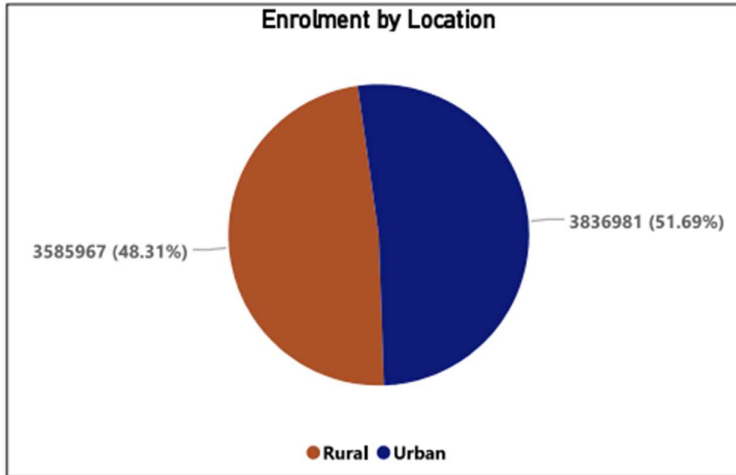
Figure 3.1: Enrolment Trend in Public and Private Junior Secondary Schools: 2015/2016 - 2019/2020

### 3.3 Enrolment in Junior Secondary Schools by Sector, Gender and Location: 2019/2020

Tables 3.3 present the Enrolment in Public and Private Junior Secondary Schools by Location and Gender: 2019/2020 academic session. Figure 3.2 present the Enrolment in Public and Private Junior Secondary Schools by sector and Gender: 2019/2020 academic session. In addition, Tables 3.5-3.13 presents Enrolment in Public and Private Junior Secondary Schools (individually and both) by State, Location, Class, Age and Gender for 2019/2020 academic session.

Table 3. 2: Enrolment in Junior Secondary Schools by Sector, Gender and Location - 2019/2020

Sector	URBAN			RURAL		
	Male	Female	Total	Male	Female	Total
Public	1419862	1413008	2832870	1456980	1248820	2705800
Private	489462	514649	1004111	433974	446193	880167
Total	1909324	1927657	3836981	1890954	1695013	3585967



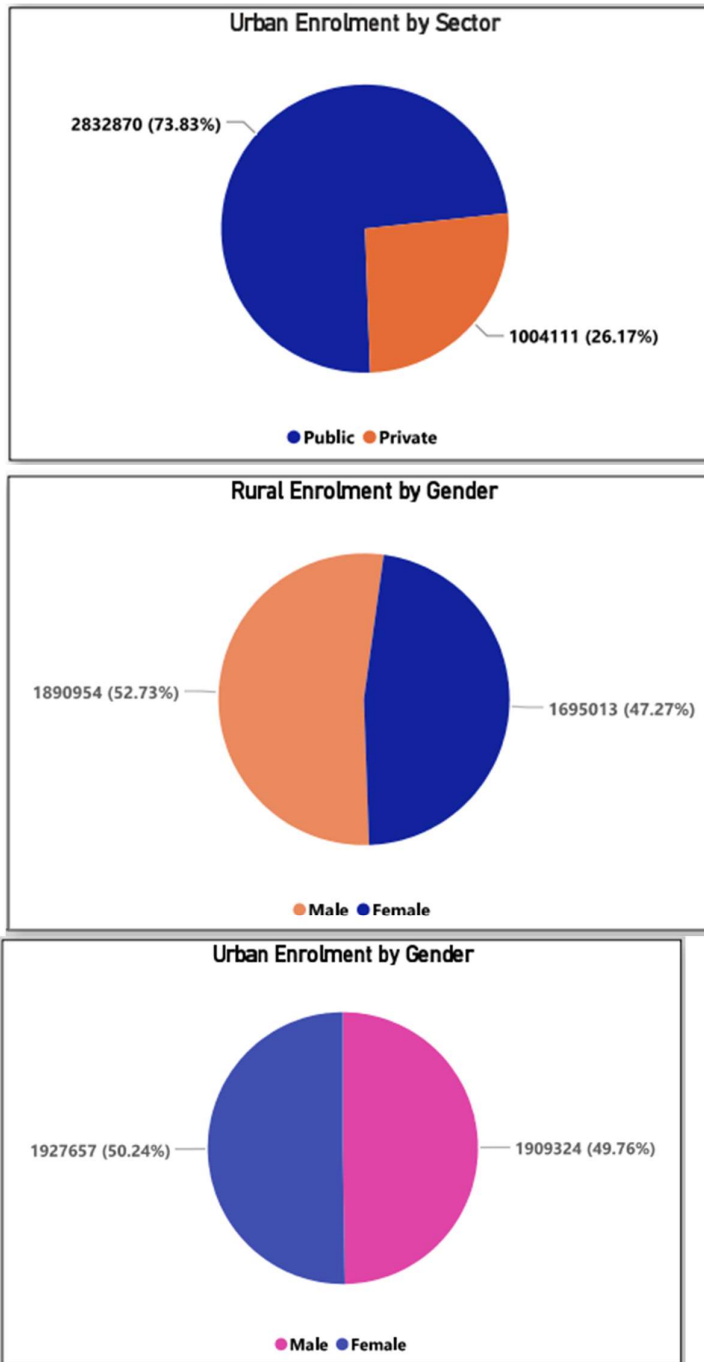


Figure 3.2: Enrolment in Junior Secondary Schools by Sector, Location and Gender: 2019/2020

**Table 3.3: Enrolment in Public Junior Secondary Schools by State, Location and Gender - 2019/2020**

STATE	URBAN			RURAL			BOTH		
	Male	Female	Total	Male	Female	Total	Male	Female	Total
Abia	4519	9339	13858	10823	11219	22042	15342	20558	35900
Adamawa	23241	22591	45832	43812	36687	80499	67053	59278	126331
Akwa Ibom	50647	61949	112596	64164	69836	134000	114811	131785	246596
Anambra	20928	24190	45118	22267	22281	44548	43195	46471	89666
Bauchi	35465	32891	68356	72534	52875	125409	107999	85766	193765
Bayelsa	3788	3822	7610	18667	17355	36022	22455	21177	43632
Benue	10637	10375	21012	30079	25725	55804	40716	36100	76816
Borno	0	0	0	0	0	0	0	0	0
Cross River	9054	9468	18522	38626	40655	79281	47680	50123	97803
Delta	30174	31855	62029	38435	41279	79714	68609	73134	141743
Ebonyi	17127	19160	36287	15828	17299	33127	32955	36459	69414
Edo	28377	27440	55817	33460	32,630	66090	61837	60070	121907
Ekiti	17710	18688	36398	9811	9344	19155	27521	28032	55553
Enugu	12615	16138	28753	23309	26978	50287	35924	43116	79040
FCT	32799	38202	71001	35436	37543	72979	68235	75745	143980
Gombe	29980	23332	53312	24758	19630	44388	54738	42962	97700
Imo	72751	75992	148743	116161	118714	234875	188912	194706	383618
Jigawa	47059	37982	85041	46941	39030	85971	94000	77012	171012
Kaduna	59850	72920	132770	79020	56866	135886	138870	129786	268656
Kano	119198	115711	234909	130990	118519	249509	250188	234230	484418
Katsina	75631	59508	135139	105119	80986	186105	180750	140494	321244
Kebbi	44603	29145	73748	44064	25368	69432	88667	54513	143180
Kogi	7751	7756	15507	18482	16915	35397	26233	24671	50904
Kwara	29976	30535	60511	24782	24134	48916	54758	54669	109427
Lagos	151695	158836	310531	32635	31551	64186	184330	190387	374717
Nasarawa	15379	13876	29255	27336	20363	47699	42715	34239	76954
Niger	48217	45984	94201	64916	37580	102496	113133	83564	196697
Ogun	96324	93600	189924	39233	36175	75408	135557	129775	265332
Ondo	38036	40149	78185	25397	24083	49480	63433	64232	127665
Osun	33192	34011	67203	12604	12448	25052	45796	46459	92255
Oyo	89068	93700	182768	32093	31017	63110	121161	124717	245878
Plateau	7453	7710	15163	19158	16572	35730	26611	24282	50893
Rivers	37871	44360	82231	48219	49404	97623	86090	93764	179854
Sokoto	39400	30682	70082	39343	18685	58028	78743	49367	128110
Taraba	13128	13125	26253	15285	9529	24814	28413	22654	51067
Yobe	30936	22528	53464	27269	18179	45448	58205	40707	98912
Zamfara	35283	35458	70741	25924	1366	27290	61207	36824	98031
<b>Total</b>	<b>1419862</b>	<b>1413008</b>	<b>2832870</b>	<b>1456980</b>	<b>1248820</b>	<b>2705800</b>	<b>2876842</b>	<b>2661828</b>	<b>5538670</b>



**Table 3.4: Enrolment in Private Junior Secondary Schools by State, Location and Gender - 2019/2020**

STATE	URBAN			RURAL			BOTH		
	Male	Female	Total	Male	Female	Total	Male	Female	Total
Abia	10137	10803	20940	17800	18636	36436	27937	29439	57376
Adamawa	12339	11857	24196	5786	5119	10905	18125	16976	35101
Akwa Ibom	12942	12455	25397	31355	33968	65323	44297	46423	90720
Anambra	20465	22394	42859	15011	15838	30849	35476	38232	73708
Bauchi	9920	10786	20706	6062	6549	12611	15982	17335	33317
Bayelsa	14369	15199	29568	2325	2487	4812	16694	17686	34380
Benue	12461	11933	24394	18074	16181	34255	30535	28114	58649
Borno	0	0	0	0	0	0	0	0	0
Cross River	24863	27055	51918	36000	38281	74281	60863	65336	126199
Delta	14008	15477	29485	17305	18724	36029	31313	34201	65514
Ebonyi	3288	3360	6648	13228	14578	27806	16516	17938	34454
Edo	28,420	28,319	56739	22,303	22,940	45243	50723	51259	101982
Ekiti	1203	1336	2539	399	566	965	1602	1902	3504
Enugu	9971	11716	21687	21834	24780	46614	31805	36496	68301
FCT	4007	4886	8893	1498	1512	3010	5505	6398	11903
Gombe	8534	8332	16866	3758	3479	7237	12292	11811	24103
Imo	5994	7595	13589	34554	35270	69824	40548	42865	83413
Jigawa	2059	1982	4041	86	53	139	2145	2035	4180
Kaduna	16286	15893	32179	5971	5805	11776	22257	21698	43955
Kano	28459	34717	63176	3730	4524	8254	32189	39241	71430
Katsina	18151	20129	38280	15136	11737	26873	33287	31866	65153
Kebbi	5603	5145	10748	431	363	794	6034	5508	11542
Kogi	5795	6425	12220	7449	8212	15661	13244	14637	27881
Kwara	8305	8452	16757	2832	2650	5482	11137	11102	22239
Lagos	42524	44861	87385	40498	42476	82974	83022	87337	170359
Nasarawa	13104	13139	26243	7261	6920	14181	20365	20059	40424
Niger	11823	11306	23129	5908	5444	11352	17731	16750	34481
Ogun	40294	42186	82480	36240	38849	75089	76534	81035	157569
Ondo	6062	5875	11937	9230	9520	18750	15292	15395	30687
Osun	5203	5428	10631	1756	1912	3668	6959	7340	14299
Oyo	35891	37149	73040	11016	11757	22773	46907	48906	95813
Plateau	7356	7513	14869	17772	16647	34419	25128	24160	49288
Rivers	16769	17642	34411	6836	7185	14021	23605	24827	48432
Sokoto	4510	4193	8703	445	365	810	4955	4558	9513
Taraba	13128	13125	26253	12732	11435	24167	25860	24560	50420
Yobe	9936	10528	20464	483	553	1036	10419	11081	21500
Zamfara	5283	5458	10741	870	878	1748	6153	6336	12489
<b>Total</b>	<b>489462</b>	<b>514649</b>	<b>1004111</b>	<b>433974</b>	<b>446193</b>	<b>880167</b>	<b>923436</b>	<b>960842</b>	<b>1884278</b>

**Table 3.5: Enrolment in Public and Private Junior Secondary Schools by State, Location and Gender 2019/2020**

STATE	URBAN			RURAL			BOTH		
	Male	Female	Total	Male	Female	Total	Male	Female	Total
Abia	14656	20142	34798	28623	29855	58478	43279	49997	93276
Adamawa	35580	34448	70028	49598	41806	91404	85178	76254	161432
Akwa Ibom	63589	74404	137993	95519	103804	199323	159108	178208	337316
Anambra	41393	46584	87977	37278	38119	75397	78671	84703	163374
Bauchi	45385	43677	89062	78596	59424	138020	123981	103101	227082
Bayelsa	18157	19021	37178	20992	19842	40834	39149	38863	78012
Benue	23098	22308	45406	48153	41906	90059	71251	64214	135465
Borno	0	0	0	0	0	0	0	0	0
Cross River	33917	36523	70440	74626	78936	153562	108543	115459	224002
Delta	44182	47332	91514	55740	60003	115743	99922	107335	207257
Ebonyi	20415	22520	42935	29056	31877	60933	49471	54397	103868
Edo	56797	55759	112556	55763	55570	111333	112560	111329	223889
Ekiti	18913	20024	38937	10210	9910	20120	29123	29934	59057
Enugu	22586	27854	50440	45143	51758	96901	67729	79612	147341
FCT	36806	43088	79894	36934	39055	75989	73740	82143	155883
Gombe	38514	31664	70178	28516	23109	51625	67030	54773	121803
Imo	78745	83587	162332	150715	153984	304699	229460	237571	467031
Jigawa	49118	39964	89082	47027	39083	86110	96145	79047	175192
Kaduna	76136	88813	164949	84991	62671	147662	161127	151484	312611
Kano	147657	150428	298085	134720	123043	257763	282377	273471	555848
Katsina	93782	79637	173419	120255	92723	212978	214037	172360	386397
Kebbi	50206	34290	84496	44495	25731	70226	94701	60021	154722
Kogi	13546	14181	27727	25931	25127	51058	39477	39308	78785
Kwara	38281	38987	77268	27614	26784	54398	65895	65771	131666
Lagos	194219	203697	397916	73133	74027	147160	267352	277724	545076
Nasarawa	28483	27015	55498	34597	27283	61880	63080	54298	117378
Niger	60040	57290	117330	70824	43024	113848	130864	100314	231178
Ogun	136618	135786	272404	75473	75024	150497	212091	210810	422901
Ondo	44098	46024	90122	34627	33603	68230	78725	79627	158352
Osun	38395	39439	77834	14360	14360	28720	52755	53799	106554
Oyo	124959	130849	255808	43109	42774	85883	168068	173623	341691
Plateau	14809	15223	30032	36930	33219	70149	51739	48442	100181
Rivers	54640	62002	116642	55055	56589	111644	109695	118591	228286
Sokoto	43910	34875	78785	39788	19050	58838	83698	53925	137623
Taraba	26256	26250	52506	28017	20964	48981	54273	47214	101487
Yobe	40872	33056	73928	27752	18732	46484	68624	51788	120412
Zamfara	40566	40916	81482	26794	2244	29038	67360	43160	110520
<b>Total</b>	<b>1909324</b>	<b>1927657</b>	<b>3836981</b>	<b>1890954</b>	<b>1695013</b>	<b>3585967</b>	<b>3800278</b>	<b>3622670</b>	<b>7422948</b>

Table 3.6: Enrolment in Public Junior Secondary Schools by State, Age and Gender - 2019/2020

STATE	Below 12 years		12 Years		13 Years		14 Years		Above 14 years		TOTAL		
	Male	Female	Male	Female	Male	Female	Male	Female	Male	Female	Male	Female	Total
Abia	519	681	3785	4948	7674	10608	2660	3573	704	748	15342	20558	35900
Adamawa	1519	1246	3554	3221	7873	7043	8427	6857	45680	40911	67053	59278	126331
Akwa Ibom	0	0	39542	45314	39195	44584	36074	41887	0	0	114811	131785	246596
Anambra	5352	5768	10260	11902	11844	11200	8998	11045	6741	6556	43195	46471	89666
Bauchi	6538	5499	21741	18288	32742	26097	29035	22878	17943	13004	107999	85766	193765
Bayelsa	7639	7345	7030	6898	5777	5256	1312	1062	697	616	22455	21177	43632
Benue	6528	4913	8220	6894	6756	7254	10441	9360	8771	7679	40716	36100	76816
Borno	0	0	0	0	0	0	0	0	0	0	0	0	0
Cross River	8615	11462	8955	10607	12014	7764	9252	10251	8844	10039	47680	50123	97803
Delta	0	0	21802	23198	24286	25734	22521	24202	0	0	68609	73134	141743
Ebonyi	10782	11701	10720	11925	5726	6416	2864	3208	2863	3209	32955	36459	69414
Edo	0	0	21349	20933	20810	19809	19678	19328	0	0	61837	60070	121907
Ekiti	6038	6405	7672	7487	6975	6768	4399	4409	2437	2963	27521	28032	55553
Enugu	2537	4283	8213	10395	10729	12198	9517	10977	4928	5263	35924	43116	79040
FCT	11991	13633	14714	16826	16149	17485	14060	15541	11321	12260	68235	75745	143980
Gombe	1782	1700	10702	8513	16523	13503	15813	12328	9918	6918	54738	42962	97700
Imo	19150	19782	43028	44254	42325	43566	65371	67497	19038	19607	188912	194706	383618
Jigawa	20663	17761	30662	23776	28454	22656	11748	10327	2473	2492	94000	77012	171012
Kaduna	10608	8953	23021	29148	29519	38757	48650	35673	27072	17255	138870	129786	268656
Kano	52554	57260	44758	40886	58774	55156	56022	47678	38080	33250	250188	234230	484418
Katsina	13211	9319	37830	35121	55036	43186	47829	35627	26844	17241	180750	140494	321244
Kebbi	4192	4132	16610	10966	24937	15116	23403	14233	19525	10066	88667	54513	143180
Kogi	3645	3488	6925	6369	6942	6508	5684	5187	3037	3119	26233	24671	50904
Kwara	16452	16422	13745	13719	10948	10925	8123	8111	5490	5492	54758	54669	109427
Lagos	29862	33623	40846	43565	45476	46496	37623	37619	30523	29084	184330	190387	374717
Nasarawa	3863	3151	14721	11318	12055	9996	9843	7877	2233	1897	42715	34239	76954
Niger	29295	17826	19293	16851	25476	21719	23130	16837	15939	10331	113133	83564	196697
Ogun	23431	12325	45432	33432	33212	29831	22675	20656	10807	33531	135557	129775	265332
Ondo	0	0	21986	21500	21585	21701	19862	21031	0	0	63433	64232	127665
Osun	4509	4797	9992	10443	13037	13465	10978	10677	7280	7077	45796	46459	92255
Oyo	18755	21588	29757	30652	31656	32545	25025	24798	15968	15134	121161	124717	245878
Plateau	5549	5547	5148	5800	9691	7741	6223	5194	0	0	26611	24282	50893
Rivers	70	65	29148	31800	28649	30705	28223	31194	0	0	86090	93764	179854
Sokoto	5325	3587	15669	10548	20915	14699	21803	12914	15031	7619	78743	49367	128110
Taraba	2635	2244	6029	4960	8496	6829	7154	5637	4099	2984	28413	22654	51067
Yobe	4181	2692	11466	8863	15693	12356	18611	10966	8254	5830	58205	40707	98912
Zamfara	5553	3185	12111	8006	16963	10768	16716	9686	9864	5179	61207	36824	98031
<b>Total</b>	<b>343343</b>	<b>322383</b>	<b>676436</b>	<b>649326</b>	<b>764912</b>	<b>716440</b>	<b>709747</b>	<b>636325</b>	<b>382404</b>	<b>337354</b>	<b>2876842</b>	<b>2661828</b>	<b>5538670</b>

**Table 3.7: Enrolment in Private Junior Secondary Schools by State, Age and Gender - 2019/2020**

STATE	Below 12 years		12 Years		13 Years		14 Years		Above 14 years		TOTAL		
	Male	Female	Male	Female	Male	Female	Male	Female	Male	Female	Male	Female	Total
Abia	5157	5641	7964	8593	7247	7350	5261	5417	2308	2438	27937	29439	57376
Adamawa	309	302	772	800	1362	1405	11141	11071	4541	3398	18125	16976	35101
Akwa Ibom	0	0	15157	15586	13949	15450	15191	15387	0	0	44297	46423	90720
Anambra	4976	5610	8909	9612	10451	10835	8131	8926	3009	3249	35476	38232	73708
Bauchi	1465	1615	3174	3340	3906	4330	4081	4123	3356	3927	15982	17335	33317
Bayelsa	4872	5908	2708	2807	4136	4308	3733	3705	1245	958	16694	17686	34380
Benue	8521	5789	5843	5873	7672	6880	4873	5072	3626	4500	30535	28114	58649
Borno	0	0	0	0	0	0	0	0	0	0	0	0	0
Cross River	11227	14586	12014	14343	11563	13234	14763	10273	11296	12900	60863	65336	126199
Delta	0	0	10415	11106	10495	11315	10403	11780	0	0	31313	34201	65514
Ebonyi	2066	2211	4058	4408	5056	5564	3751	4038	1585	1717	16516	17938	34454
Edo	0	0	16396	15989	17417	18788	16910	16482	0	0	50723	51259	101982
Ekiti	435	521	454	574	448	517	184	204	81	86	1602	1902	3504
Enugu	1517	1735	9959	11200	10166	11795	8564	10123	1599	1643	31805	36496	68301
FCT	2070	2611	1660	1869	1156	1365	492	466	127	87	5505	6398	11903
Gombe	1031	1145	2970	2744	3688	3497	3089	2996	1514	1429	12292	11811	24103
Imo	3868	4708	9389	9214	9565	9936	15185	15933	2541	3074	40548	42865	83413
Jigawa	107	113	588	514	674	577	541	594	235	237	2145	2035	4180
Kaduna	4160	3877	7361	7116	3736	3705	4500	5101	2500	1899	22257	21698	43955
Kano	2141	2240	7186	8649	8206	10338	6507	8293	8149	9721	32189	39241	71430
Katsina	2095	2471	7301	7145	9346	9326	8124	7795	6421	5129	33287	31866	65153
Kebbi	673	663	1436	1267	1794	1692	1430	1214	701	672	6034	5508	11542
Kogi	2734	2999	3047	3288	3107	3217	2253	2178	2103	2955	13244	14637	27881
Kwara	2217	2200	3339	3326	1998	1985	2456	2469	1127	1122	11137	11102	22239
Lagos	24189	20517	17548	20158	19255	20156	11523	15241	10507	11265	83022	87337	170359
Nasarawa	5907	5997	6701	6514	4306	4085	2118	2155	1333	1308	20365	20059	40424
Niger	2228	2335	4790	4722	5045	4646	3682	3295	1986	1752	17731	16750	34481
Ogun	11098	12343	23545	23123	19876	11987	11987	23545	10028	10037	76534	81035	157569
Ondo	5694	5881	4844	4846	4754	4668	0	0	0	0	15292	15395	30687
Osun	1377	1489	1756	1985	1811	1847	1231	1295	784	724	6959	7340	14299
Oyo	14085	15011	12921	13571	11274	11613	6014	6079	2613	2632	46907	48906	95813
Plateau	0	0	8554	8876	7731	8248	8843	7036	0	0	25128	24160	49288
Rivers	0	0	8554	8876	7731	8248	7320	7703	0	0	23605	24827	48432
Sokoto	479	446	1250	1168	1447	1296	1229	1161	550	487	4955	4558	9513
Taraba	3346	3274	6114	5598	7843	7378	5801	5613	2756	2697	25860	24560	50420
Yobe	505	542	7050	7065	1186	1528	1172	1260	506	686	10419	11081	21500
Zamfara	768	846	1359	1306	1408	1366	1257	1367	1361	1451	6153	6336	12489
<b>Total</b>	<b>131317</b>	<b>135626</b>	<b>247086</b>	<b>257171</b>	<b>240805</b>	<b>244475</b>	<b>213740</b>	<b>229390</b>	<b>90488</b>	<b>94180</b>	<b>923436</b>	<b>960842</b>	<b>1884278</b>

Table 3.8: Enrolment in Public and Private Junior Secondary Schools by State, Age and Gender - 2019/2020

STATE	Below 12 years		12 Years		13 Years		14 Years		Above 14 years		TOTAL		
	Male	Female	Male	Female	Male	Female	Male	Female	Male	Female	Male	Female	Total
Abia	5676	6322	11749	13541	14921	17958	7921	8990	3012	3186	43279	49997	93276
Adamawa	1828	1548	4326	4021	9235	8448	19568	17928	50221	44309	85178	76254	161432
Akwa Ibom	0	0	54699	60900	53144	60034	51265	57274	0	0	159108	178208	337316
Anambra	10328	11378	19169	21514	22295	22035	17129	19971	9750	9805	78671	84703	163374
Bauchi	8003	7114	24915	21628	36648	30427	33116	27001	21299	16931	123981	103101	227082
Bayelsa	12511	13253	9738	9705	9913	9564	5045	4767	1942	1574	39149	38863	78012
Benue	15049	10702	14063	12767	14428	14134	15314	14432	12397	12179	71251	64214	135465
Borno	0	0	0	0	0	0	0	0	0	0	0	0	0
Cross River	19842	26048	20969	24950	23577	20998	24015	20524	20140	22939	108543	115459	224002
Delta	0	0	32217	34304	34781	37049	32924	35982	0	0	99922	107335	207257
Ebonyi	12848	13912	14778	16333	10782	11980	6615	7246	4448	4926	49471	54397	103868
Edo	0	0	37745	36922	38227	38597	36588	35810	0	0	112560	111329	223889
Ekiti	6473	6926	8126	8061	7423	7285	4583	4613	2518	3049	29123	29934	59057
Enugu	4054	6018	18172	21595	20895	23993	18081	21100	6527	6906	67729	79612	147341
FCT	14061	16244	16374	18695	17305	18850	14552	16007	11448	12347	73740	82143	155883
Gombe	2813	2845	13672	11257	20211	17000	18902	15324	11432	8347	67030	54773	121803
Imo	23018	24490	52417	53468	51890	53502	80556	83430	21579	22681	229460	237571	467031
Jigawa	20770	17874	31250	24290	29128	23233	12289	10921	2708	2729	96145	79047	175192
Kaduna	14768	12830	30382	36264	33255	42462	53150	40774	29572	19154	161127	151484	312611
Kano	54695	59500	51944	49535	66980	65494	62529	55971	46229	42971	282377	273471	555848
Katsina	15306	11790	45131	42266	64382	52512	55953	43422	33265	22370	214037	172360	386397
Kebbi	4865	4795	18046	12233	26731	16808	24833	15447	20226	10738	94701	60021	154722
Kogi	6379	6487	9972	9657	10049	9725	7937	7365	5140	6074	39477	39308	78785
Kwara	18669	18622	17084	17045	12946	12910	10579	10580	6617	6614	65895	65771	131666
Lagos	54051	54140	58394	63723	64731	66652	49146	52860	41030	40349	267352	277724	545076
Nasarawa	9770	9148	21422	17832	16361	14081	11961	10032	3566	3205	63080	54298	117378
Niger	31523	20161	24083	21573	30521	26365	26812	20132	17925	12083	130864	100314	231178
Ogun	34529	24668	68977	56555	53088	41818	34662	44201	20835	43568	212091	210810	422901
Ondo	5694	5881	26830	26346	26339	26369	19862	21031	0	0	78725	79627	158352
Osun	5886	6286	11748	12428	14848	15312	12209	11972	8064	7801	52755	53799	106554
Oyo	32840	36599	42678	44223	42930	44158	31039	30877	18581	17766	168068	173623	341691
Plateau	5549	5547	13702	14676	17422	15989	15066	12230	0	0	51739	48442	100181
Rivers	70	65	37702	40676	36380	38953	35543	38897	0	0	109695	118591	228286
Sokoto	5804	4033	16919	11716	22362	15995	23032	14075	15581	8106	83698	53925	137623
Taraba	5981	5518	12143	10558	16339	14207	12955	11250	6855	5681	54273	47214	101487
Yobe	4686	3234	18516	15928	16879	13884	19783	12226	8760	6516	68624	51788	120412
Zamfara	6321	4031	13470	9312	18371	12134	17973	11053	11225	6630	67360	43160	110520
<b>Total</b>	<b>474660</b>	<b>458009</b>	<b>923522</b>	<b>906497</b>	<b>1005717</b>	<b>960915</b>	<b>923487</b>	<b>865715</b>	<b>472892</b>	<b>431534</b>	<b>3800278</b>	<b>3622670</b>	<b>7422948</b>

**Table 3.9: Enrolment in Public Junior Secondary Schools by State, Class and Gender - 2019/2020**

STATE	JSS 1			JSS 2			JSS 3			TOTAL		
	Male	Female	Total	Male	Female	Total	Male	Female	Total	Male	Female	Total
Abia	5397	7497	12894	4875	6748	11623	5070	6313	11383	15342	20558	35900
Adamawa	19245	15863	35108	24859	22285	47144	22949	21130	44079	67053	59278	126331
Akwa Ibom	39542	45314	84856	39195	44584	83779	36074	41887	77961	114811	131785	246596
Anambra	15196	15363	30559	13924	15360	29284	14075	15748	29823	43195	46471	89666
Bauchi	37,253	30,415	67668	36,689	29,052	65741	34,057	26,299	60356	107999	85766	193765
Bayelsa	7457	6924	14381	7637	7183	14820	7361	7070	14431	22455	21177	43632
Benue	14477	13163	27640	13632	12086	25718	12607	10851	23458	40716	36100	76816
Borno	0	0	0	0	0	0	0	0	0	0	0	0
Cross River	21696	23077	44773	13670	13620	27290	12314	13426	25740	47680	50123	97803
Delta	21802	23198	45000	24286	25734	50020	22521	24202	46723	68609	73134	141743
Ebonyi	10782	11701	22483	10720	11925	22645	11453	12833	24286	32955	36459	69414
Edo	21349	20933	42282	20810	19809	40619	19678	19328	39006	61837	60070	121907
Ekiti	9294	9481	18775	9205	9477	18682	9022	9074	18096	27521	28032	55553
Enugu	12446	14122	26568	11863	14065	25928	11615	14929	26544	35924	43116	79040
FCT	21297	24870	46167	23929	25644	49573	23009	25231	48240	68235	75745	143980
Gombe	19160	14988	34148	18109	14470	32579	17469	13504	30973	54738	42962	97700
Imo	62178	64036	126214	63358	65191	128549	63376	65479	128855	188912	194706	383618
Jigawa	32843	27737	60580	30930	25532	56462	30227	23743	53970	94000	77012	171012
Kaduna	47178	45369	92547	47176	42748	89924	44516	41669	86185	138870	129786	268656
Kano	90984	89826	180810	82524	75007	157531	76680	69397	146077	250188	234230	484418
Katsina	72511	56810	129321	57488	44472	101960	50751	39212	89963	180750	140494	321244
Kebbi	31122	20349	51471	29086	18588	47674	28459	15576	44035	88667	54513	143180
Kogi	8236	7954	16190	9081	8364	17445	8916	8353	17269	26233	24671	50904
Kwara	17295	17655	34950	18741	18701	37442	18722	18313	37035	54758	54669	109427
Lagos	68523	69955	138478	64292	65405	129697	51515	55027	106542	184330	190387	374717
Nasarawa	7372	6367	13739	17651	13705	31356	17692	14167	31859	42715	34239	76954
Niger	39263	28118	67381	38394	28226	66620	35476	27220	62696	113133	83564	196697
Ogun	43990	42490	86480	48273	46013	94286	43294	41272	84566	135557	129775	265332
Ondo	21986	21500	43486	21585	21701	43286	19862	21031	40893	63433	64232	127665
Osun	14876	14708	29584	15394	15566	30960	15526	16185	31711	45796	46459	92255
Oyo	43426	44475	87901	41324	42599	83923	36411	37643	74054	121161	124717	245878
Plateau	8743	8032	16775	8985	8448	17433	8883	7802	16685	26611	24282	50893
Rivers	29218	31865	61083	28649	30705	59354	28223	31194	59417	86090	93764	179854
Sokoto	27477	17591	45068	26066	16554	42620	25200	15222	40422	78743	49367	128110
Taraba	7351	5890	13241	10850	8595	19445	10212	8169	18381	28413	22654	51067
Yobe	21609	15798	37407	19923	13626	33549	16673	11283	27956	58205	40707	98912
Zamfara	21987	12919	34906	20730	12302	33032	18490	11603	30093	61207	36824	98031
<b>Total</b>	<b>994561</b>	<b>926353</b>	<b>1920914</b>	<b>973903</b>	<b>894090</b>	<b>1867993</b>	<b>908378</b>	<b>841385</b>	<b>1749763</b>	<b>2876842</b>	<b>2661828</b>	<b>5538670</b>

**Table 3.10: Enrolment in Private Junior Secondary Schools by State, Class and Gender - 2019/2020**

STATE	JSS 1			JSS 2			JSS 3			TOTAL		
	Male	Female	Total	Male	Female	Total	Male	Female	Total	Male	Female	Total
Abia	10020	10406	20426	9264	9730	18994	8653	9303	17956	27937	29439	57376
Adamawa	6912	6208	13120	6396	6258	12654	4817	4510	9327	18125	16976	35101
Akwa Ibom	15157	15586	30743	13949	15450	29399	15191	15387	30578	44297	46423	90720
Anambra	10985	12099	23084	12279	13289	25568	12212	12844	25056	35476	38232	73708
Bauchi	6,150	6,521	12671	5,285	5,721	11006	4,547	5,093	9640	15982	17335	33317
Bayelsa	5596	5838	11434	5671	6100	11771	5427	5748	11175	16694	17686	34380
Benue	11084	10039	21123	10541	9865	20406	8910	8210	17120	30535	28114	58649
Borno	0	0	0	0	0	0	0	0	0	0	0	0
Cross River	20151	20609	40760	20620	20182	40802	20092	24545	44637	60863	65336	126199
Delta	10415	11106	21521	10495	11315	21810	10403	11780	22183	31313	34201	65514
Ebonyi	5903	6466	12369	5445	5828	11273	5168	5644	10812	16516	17938	34454
Edo	16,396	15,989	32385	17,417	18,788	36205	16,910	16,482	33392	50723	51259	101982
Ekiti	556	697	1253	549	676	1225	497	529	1026	1602	1902	3504
Enugu	11574	12727	24301	10611	12486	23097	9620	11283	20903	31805	36496	68301
FCT	2050	2324	4374	1825	2073	3898	1630	2001	3631	5505	6398	11903
Gombe	4555	4371	8926	4171	3894	8065	3566	3546	7112	12292	11811	24103
Imo	13257	13922	27179	14162	14713	28875	13129	14230	27359	40548	42865	83413
Jigawa	803	781	1584	710	691	1401	632	563	1195	2145	2035	4180
Kaduna	8160	7877	16037	7361	7116	14477	6736	6705	13441	22257	21698	43955
Kano	12094	14509	26603	10662	13358	24020	9433	11374	20807	32189	39241	71430
Katsina	13075	12520	25595	11106	10686	21792	9106	8660	17766	33287	31866	65153
Kebbi	2410	2090	4500	1996	1853	3849	1628	1565	3193	6034	5508	11542
Kogi	4579	5136	9715	4448	4960	9408	4217	4541	8758	13244	14637	27881
Kwara	4989	4974	9963	3339	3326	6665	2809	2802	5611	11137	11102	22239
Lagos	27891	29012	56903	27733	29165	56898	27398	29160	56558	83022	87337	170359
Nasarawa	2801	2803	5604	9107	9118	18225	8457	8138	16595	20365	20059	40424
Niger	6906	6526	13432	5890	5663	11553	4935	4561	9496	17731	16750	34481
Ogun	23284	24495	47779	24421	25848	50269	28829	30692	59521	76534	81035	157569
Ondo	5694	5881	11575	4844	4846	9690	4754	4668	9422	15292	15395	30687
Osun	2459	2642	5101	2285	2350	4635	2215	2348	4563	6959	7340	14299
Oyo	15805	16251	32056	15239	15984	31223	15863	16671	32534	46907	48906	95813
Plateau	8850	8480	17330	8259	7905	16164	8019	7775	15794	25128	24160	49288
Rivers	8554	8876	17430	7731	8248	15979	7320	7703	15023	23605	24827	48432
Sokoto	1900	1733	3633	1688	1537	3225	1367	1288	2655	4955	4558	9513
Taraba	8374	7899	16273	9272	8783	18055	8214	7878	16092	25860	24560	50420
Yobe	3646	3925	7571	3513	3660	7173	3260	3496	6756	10419	11081	21500
Zamfara	2583	2656	5239	1970	2066	4036	1600	1614	3214	6153	6336	12489
<b>Total</b>	<b>315618</b>	<b>323974</b>	<b>639592</b>	<b>310254</b>	<b>323531</b>	<b>633785</b>	<b>297564</b>	<b>313337</b>	<b>610901</b>	<b>923436</b>	<b>960842</b>	<b>1884278</b>

**Table 3.11: Enrolment in Public and Private Junior Secondary Schools by State, Class and Gender - 2019/2020**

STATE	JSS 1			JSS 2			JSS 3			TOTAL		
	Male	Female	Total	Male	Female	Total	Male	Female	Total	Male	Female	Total
Abia	15417	17903	33320	14139	16478	30617	13723	15616	29339	43279	49997	93276
Adamawa	26157	22071	48228	31255	28543	59798	27766	25640	53406	85178	76254	161432
Akwa Ibom	54699	60900	115599	53144	60034	113178	51265	57274	108539	159108	178208	337316
Anambra	26181	27462	53643	26203	28649	54852	26287	28592	54879	78671	84703	163374
Bauchi	43403	36936	80339	41974	34773	76747	38604	31392	69996	123981	103101	227082
Bayelsa	13053	12762	25815	13308	13283	26591	12788	12818	25606	39149	38863	78012
Benue	25561	23202	48763	24173	21951	46124	21517	19061	40578	71251	64214	135465
Borno	0	0	0	0	0	0	0	0	0	0	0	0
Cross River	41847	43686	85533	34290	33802	68092	32406	37971	70377	108543	115459	224002
Delta	32217	34304	66521	34781	37049	71830	32924	35982	68906	99922	107335	207257
Ebonyi	16685	18167	34852	16165	17753	33918	16621	18477	35098	49471	54397	103868
Edo	37745	36922	74667	38227	38597	76824	36588	35810	72398	112560	111329	223889
Ekiti	9850	10178	20028	9754	10153	19907	9519	9603	19122	29123	29934	59057
Enugu	24020	26849	50869	22474	26551	49025	21235	26212	47447	67729	79612	147341
FCT	23347	27194	50541	25754	27717	53471	24639	27232	51871	73740	82143	155883
Gombe	23715	19359	43074	22280	18364	40644	21035	17050	38085	67030	54773	121803
Imo	75435	77958	153393	77520	79904	157424	76505	79709	156214	229460	237571	467031
Jigawa	33646	28518	62164	31640	26223	57863	30859	24306	55165	96145	79047	175192
Kaduna	55338	53246	108584	54537	49864	104401	51252	48374	99626	161127	151484	312611
Kano	103078	104335	207413	93186	88365	181551	86113	80771	166884	282377	273471	555848
Katsina	85586	69330	154916	68594	55158	123752	59857	47872	107729	214037	172360	386397
Kebbi	33532	22439	55971	31082	20441	51523	30087	17141	47228	94701	60021	154722
Kogi	12815	13090	25905	13529	13324	26853	13133	12894	26027	39477	39308	78785
Kwara	22284	22629	44913	22080	22027	44107	21531	21115	42646	65895	65771	131666
Lagos	96414	98967	195381	92025	94570	186595	78913	84187	163100	267352	277724	545076
Nasarawa	10173	9170	19343	26758	22823	49581	26149	22305	48454	63080	54298	117378
Niger	46169	34644	80813	44284	33889	78173	40411	31781	72192	130864	100314	231178
Ogun	67274	66985	134259	72694	71861	144555	72123	71964	144087	212091	210810	422901
Ondo	27680	27381	55061	26429	26547	52976	24616	25699	50315	78725	79627	158352
Osun	17335	17350	34685	17679	17916	35595	17741	18533	36274	52755	53799	106554
Oyo	59231	60726	119957	56563	58583	115146	52274	54314	106588	168068	173623	341691
Plateau	17593	16512	34105	17244	16353	33597	16902	15577	32479	51739	48442	100181
Rivers	37772	40741	78513	36380	38953	75333	35543	38897	74440	109695	118591	228286
Sokoto	29377	19324	48701	27754	18091	45845	26567	16510	43077	83698	53925	137623
Taraba	15725	13789	29514	20122	17378	37500	18426	16047	34473	54273	47214	101487
Yobe	25255	19723	44978	23436	17286	40722	19933	14779	34712	68624	51788	120412
Zamfara	24570	15575	40145	22700	14368	37068	20090	13217	33307	67360	43160	110520
<b>Total</b>	<b>1310179</b>	<b>1250327</b>	<b>2560506</b>	<b>1284157</b>	<b>1217621</b>	<b>2501778</b>	<b>1205942</b>	<b>1154722</b>	<b>2360664</b>	<b>3800278</b>	<b>3622670</b>	<b>7422948</b>

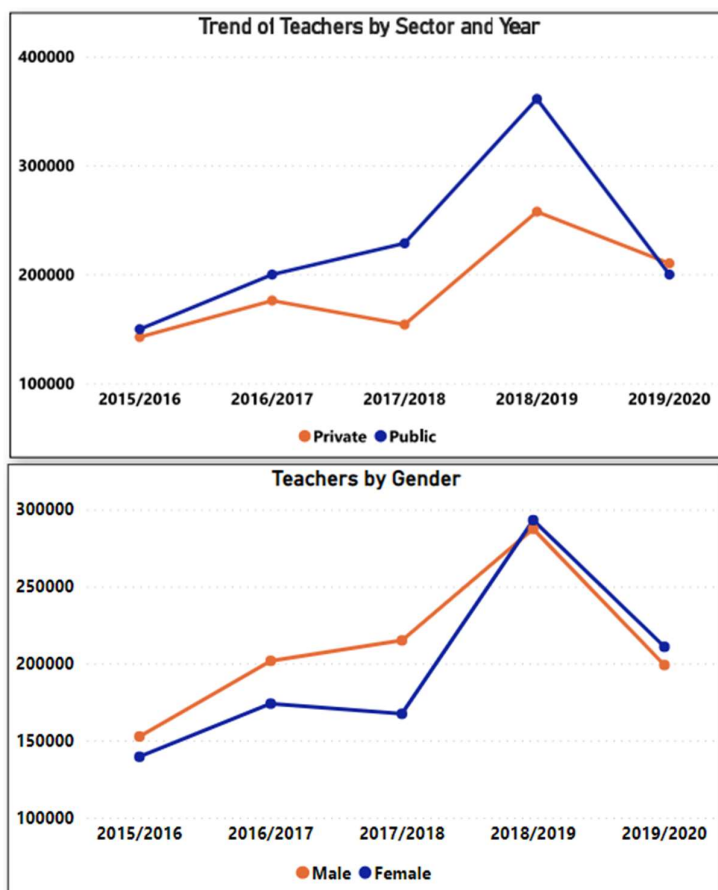


### 3.4 TEACHERS

This section presents statistics of Teachers in Junior Secondary Schools. Table 3.14 present the National Summary on Teachers by Sector and Gender: 2015/2016-2019/2020 academic years. Figure 3.4 presents trends on Teachers by Sector and Gender: 2015/2016-2019/2020 academic years. Table 3.15 present the Number of Teachers in Public and Private Schools by State and Gender: 2019/2020 academic session and Tables 3.16-3.18 present Number of All Teachers and Qualified Teachers in Public and Private Schools by State and Gender: 2019/2020 academic session. Table 3.12 shows the National Summary on All Teachers and Qualified Teachers in Public Junior Secondary School by Gender: 2015/2016 - 2019/2020 academic years. and Figure 3.1 present trend on Public Junior Secondary Schools Teachers: 2015/2016 - 2019/2020 academic years.

**Table 3.13: National Summary of Junior Secondary Schools Teachers by Sector and Gender: 2015/2016 - 2019/2020**

Year	Public			Private			Total		
	M	F	T	M	F	T	M	F	T
2015/2016	83442	66197	149639	69181	73260	142441	152,623	139,457	292,080
2016/2017	109410	90362	199772	92317	83583	175900	201727	173945	375673
2017/2018	123832	104655	228487	91164	62695	153859	214996	167350	382346
2018/2019	162578	160332	360976	124804	132698	257502	287382	293030	618478
2019/2020	95722	104101	199823	103304	106744	210048	199026	210845	409871



**Figure 3.2: Trend of Teachers in Public and Private Junior Secondary Schools: 2015/2016 - 2019/2020**

**Table 3.14: Teachers in Public and Private Junior Secondary Schools by State and Gender - 2019/2020**

STATE	Public Teacher			Private Teachers			Total		
	M	F	T	M	F	T	M	F	T
Abia	792	1948	2740	2294	2745	5039	3086	4693	7779
Adamawa	6373	3654	10027	4297	3470	7767	10670	7124	17794
Akwa Ibom	2390	3835	6225	2497	1675	4172	4887	5510	10397
Anambra	591	3409	4000	2644	5316	7960	3235	8725	11960
Bauchi	6593	1968	8561	2849	1425	4274	9442	3393	12835
Bayelsa	899	693	1592	441	703	1144	1340	1396	2736
Benue	5155	1640	6795	4649	1251	5900	9804	2891	12695
Borno	2926	1571	4497	1136	321	1457	4062	1892	5954
Cross River	3947	3659	7606	6262	6403	12665	10209	10062	20271
Delta	2882	4773	7655	2748	4010	6758	5630	8783	14413
Ebonyi	2950	4688	7638	1413	1069	2482	4363	5757	10120
Edo	646	618	1264	2336	4090	6426	2982	4708	7690
Ekiti	1441	22283	23724	518	489	1007	1959	22772	24731
Enugu	814	3462	4276	1992	4114	6106	2806	7576	10382
FCT	2960	3787	6747	143	106	249	3103	3893	6996
Gombe	2433	907	3340	1483	1255	2738	3916	2162	6078
Imo	972	2129	3101	2489	2550	5039	3461	4679	8140
Jigawa	3943	381	4324	231	172	403	4174	553	4727
Kaduna	2308	1838	4146	2363	1672	4035	4671	3510	8181
Kano	6687	1772	8459	2634	1820	4454	9321	3592	12913
Katsina	4118	1031	5149	2578	831	3409	6696	1862	8558
Kebbi	1659	584	2243	769	276	1045	2428	860	3288
Kogi	2178	1868	4046	2089	1467	3556	4267	3335	7602
Kwara	3621	4564	8185	3907	5203	9110	7528	9767	17295
Lagos	2657	6502	9159	14568	28175	42743	17225	34677	51902
Nasarawa	2761	1348	4109	3612	1491	5103	6373	2839	9212
Niger	1174	952	2126	1834	2300	4134	3008	3252	6260
Ogun	3154	4829	7983	7918	6998	14916	11072	11827	22899
Ondo	3970	3379	7349	1453	1389	2842	5423	4768	10191
Osun	1035	1520	2555	491	383	874	1526	1903	3429
Oyo	2780	5107	7887	5342	2609	7951	8122	7716	15838
Plateau	2609	1160	3769	3183	1706	4889	5792	2866	8658
Rivers	825	545	1370	5008	6200	11208	5833	6745	12578
Sokoto	3068	1070	4138	652	596	1248	3720	1666	5386
Taraba	1112	296	1408	2301	1197	3498	3413	1493	4906
Yobe	1097	256	1353	1804	994	2798	2901	1250	4151
Zamfara	202	75	277	376	273	649	578	348	926
<b>Total</b>	<b>95722</b>	<b>104101</b>	<b>199823</b>	<b>103304</b>	<b>106744</b>	<b>210048</b>	<b>199026</b>	<b>210845</b>	<b>409871</b>

**Table 3.15: Number of All Teachers and Qualified Teachers in Public Junior Secondary Schools by State and Gender - 2019/2020**

STATE	ALL TEACHER			QUALIFIED TEACHERS		
	M	F	T	M	F	T
Abia	792	1948	2740	790	1944	2734
Adamawa	6373	3654	10027	271	754	1025
Akwa Ibom	2390	3835	6225	2390	3835	6225
Anambra	591	3409	4000	254	2706	2960
Bauchi	6593	1968	8561	6227	1867	8094
Bayelsa	899	693	1592	854	661	1515
Benue	5155	1640	6795	4412	1382	5794
Borno	2926	1571	4497	2442	1417	3859
Cross River	3947	3659	7606	2265	2425	4690
Delta	2882	4773	7655	2001	3803	5804
Ebonyi	2950	4688	7638	2280	3150	5430
Edo	646	618	1264	561	703	1264
Ekiti	1441	22283	23724	1146	2065	3211
Enugu	814	3462	4276	726	3152	3878
FCT	2960	3787	6747	2775	3600	6375
Gombe	2433	907	3340	2110	818	2928
Imo	972	2129	3101	923	2099	3022
Jigawa	3943	381	4324	3346	289	3635
Kaduna	2308	1838	4146	1852	1283	3135
Kano	6687	1772	8459	5670	1433	7103
Katsina	4118	1031	5149	3164	736	3900
Kebbi	1659	584	2243	1353	493	1846
Kogi	2178	1868	4046	1846	1669	3515
Kwara	3621	4564	8185	2703	3431	6134
Lagos	2657	6502	9159	2567	6354	8921
Nasarawa	2761	1348	4109	2437	1215	3652
Niger	1174	952	2126	194	127	321
Ogun	3154	4829	7983	4572	5689	10261
Ondo	3970	3379	7349	3970	3379	7349
Osun	1035	1520	2555	968	1527	2495
Oyo	2780	5107	7887	2780	5107	7887
Plateau	2609	1160	3769	2311	1070	3381
Rivers	825	545	1370	832	1176	2008
Sokoto	3068	1070	4138	2846	1021	3867
Taraba	1112	296	1408	1043	281	1324
Yobe	1097	256	1353	956	226	1182
Zamfara	202	75	277	68	43	111
<b>Total</b>	<b>95722</b>	<b>104101</b>	<b>199823</b>	<b>77905</b>	<b>72930</b>	<b>150835</b>

**Table 3.16: Number of All Teachers and Qualified Teachers in Private Junior Secondary Schools by State and Gender - 2019/2020**

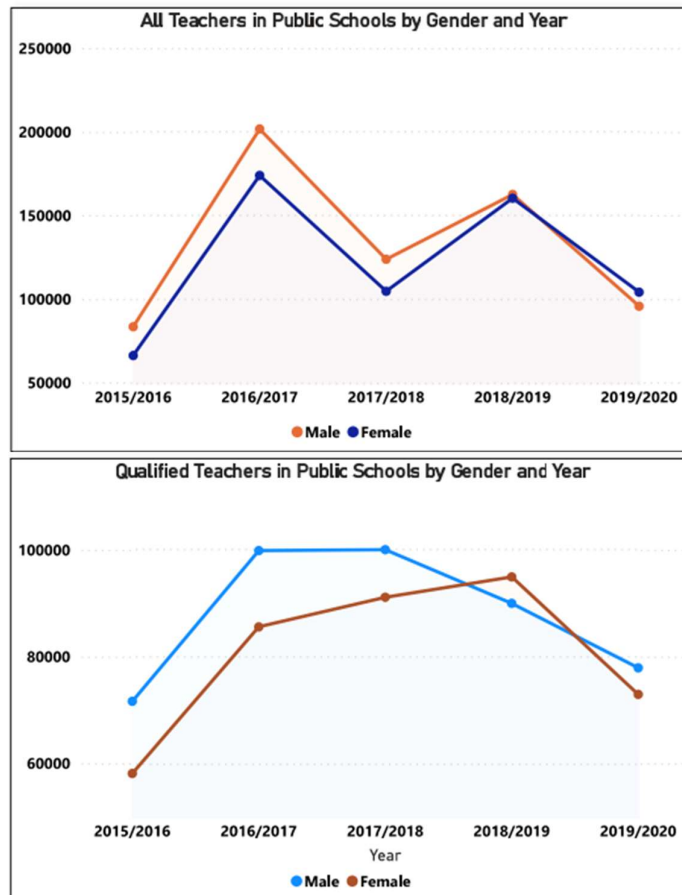
STATE	ALL TEACHER			QUALIFIED TEACHERS		
	M	F	T	M	F	T
Abia	2294	2745	5039	1956	2351	4307
Adamawa	4297	3470	7767	1117	113	1230
Akwa Ibom	2497	1675	4172	571	640	1211
Anambra	2644	5316	7960	1655	3087	4742
Bauchi	2849	1425	4274	1862	467	2329
Bayelsa	441	703	1144	424	384	808
Benue	4649	1251	5900	3863	1050	4913
Borno**	1136	321	1457	741	224	965
Cross River**	6262	6403	12665	3224	5652	8876
Delta	2748	4010	6758	2959	3554	6513
Ebonyi	1413	1069	2482	1363	1023	2386
Edo	2,336	4,090	6,426	2,312	3,895	6,207
Ekiti	518	489	1007	283	318	601
Enugu	1992	4114	6106	1492	2614	4106
FCT	143	106	249	93	87	180
Gombe	1483	1255	2738	1157	980	2137
Imo	2489	2550	5039	2489	2550	5039
Jigawa**	231	172	403	96	1	97
Kaduna	2363	1672	4035	1599	1266	2865
Kano	2634	1820	4454	1829	1414	3243
Katsina	2578	831	3409	1863	618	2481
Kebbi**	769	276	1045	412	142	554
Kogi	2089	1467	3556	1436	1212	2648
Kwara	3907	5203	9110	3561	4513	8074
Lagos	14568	28175	42743	14148	18101	32249
Nasarawa	3612	1491	5103	3218	1356	4574
Niger	1834	2300	4134	1375	1629	3004
Ogun	7918	6998	14916	6432	6221	12653
Ondo	1453	1389	2842	1453	1389	2842
Osun	491	383	874	342	243	585
Oyo	5342	2609	7951	2876	1940	4816
Plateau	3183	1706	4889	2451	1510	3961
Rivers	5008	6200	11208	3179	4036	7215
Sokoto	652	596	1248	465	425	890
Taraba	2301	1197	3498	1542	820	2362
Yobe**	1804	994	2798	278	66	344
Zamfara	376	273	649	180	138	318
<b>Total</b>	<b>103304</b>	<b>106744</b>	<b>210048</b>	<b>76296</b>	<b>76029</b>	<b>152325</b>

**Table 3.17: Number of All Teachers and Qualified Teachers in Public and Private Junior Secondary Schools by State and Gender - 2019/2020**

STATE	ALL TEACHER			QUALIFIED TEACHERS		
	M	F	T	M	F	T
Abia	3086	4693	7779	2746	4295	7041
Adamawa	10670	7124	17794	1388	867	2255
Akwa Ibom	4887	5510	10397	2961	4475	7436
Anambra	3235	8725	11960	1909	5793	7702
Bauchi	9442	3393	12835	8089	2334	10423
Bayelsa	1340	1396	2736	1278	1045	2323
Benue	9804	2891	12695	8275	2432	10707
Borno**	4062	1892	5954	3183	1641	4824
Cross River**	10209	10062	20271	5489	8077	13566
Delta	5630	8783	14413	4960	7357	12317
Ebonyi	4363	5757	10120	3643	4173	7816
Edo	2982	4708	7690	2873	4598	7471
Ekiti	1959	22772	24731	1429	2383	3812
Enugu	2806	7576	10382	2218	5766	7984
FCT	3103	3893	6996	2868	3687	6555
Gombe	3916	2162	6078	3267	1798	5065
Imo	3461	4679	8140	3412	4649	8061
Jigawa**	4174	553	4727	3442	290	3732
Kaduna	4671	3510	8181	3451	2549	6000
Kano	9321	3592	12913	7499	2847	10346
Katsina	6696	1862	8558	5027	1354	6381
Kebbi**	2428	860	3288	1765	635	2400
Kogi	4267	3335	7602	3282	2881	6163
Kwara	7528	9767	17295	6264	7944	14208
Lagos	17225	34677	51902	16715	24455	41170
Nasarawa	6373	2839	9212	5655	2571	8226
Niger	3008	3252	6260	1569	1756	3325
Ogun	11072	11827	22899	11004	11910	22914
Ondo	5423	4768	10191	5423	4768	10191
Osun	1526	1903	3429	1310	1770	3080
Oyo	8122	7716	15838	5656	7047	12703
Plateau	5792	2866	8658	4762	2580	7342
Rivers	5833	6745	12578	4011	5212	9223
Sokoto	3720	1666	5386	3311	1446	4757
Taraba	3413	1493	4906	2585	1101	3686
Yobe**	2901	1250	4151	1234	292	1526
Zamfara	578	348	926	248	181	429
<b>Total</b>	<b>199026</b>	<b>210845</b>	<b>409871</b>	<b>154201</b>	<b>148959</b>	<b>303160</b>

**Table 3.18: National Summary of All Teachers and Qualified Teachers in Public Junior Secondary School by Gender: 2015/2016 - 2019/2020**

Year	All Teachers		T	Qualified Teachers		T
	M	F		M	F	
2015/2016	83442	66197	149639	71628	58092	129720
2016/2017	201727	173945	375672	99888	85585	185473
2017/2018	123832	104655	228487	100065	91141	191206
2018/2019	162578	160332	360976	89993	94953	184946
2019/2020	95722	104101	199823	77905	72930	150835



**Figure 3.3: Trend of Public Junior Secondary Schools Teachers: 2015/2016 - 2019/2020**

### 3.4 Facilities

This section presents statistics of facilities in junior secondary schools. Tables 3.2. Present Number and Condition of Classrooms by State in Public and Private Junior Secondary School: 2019/2020.

**Table 3.19: Number and Condition of Classrooms by State in Public and Private Junior Secondary School: 2019/2020**

States	PUBLIC			PRIVATE			PUBLIC + PRIVATE		
	Good	Bad	Total	Good	Bad	Total	Good	Bad	Total
Abia	605	616	1221	1782	286	2068	2387	902	3289
Adamawa	2871	928	3799	1926	22	1948	4797	950	5747
Akwa Ibom	1793	1722	3515	1970	371	2341	3763	2093	5856
Anambra	3243	223	3466	4518	163	4681	7761	386	8147
Bauchi	2599	75	2674	3204	800	4004	5803	875	6678
Bayelsa	633	301	934	755	618	1373	1388	919	2307
Benue	2250	836	3086	2833	315	3148	5083	1151	6234
Borno	0	0	0	0	0	0	0	0	0
Cross River	2159	652	2811	3239	950	4189	5398	1602	7000
Delta	3435	1552	4987	7142	1605	8747	10577	3157	13734
Ebonyi	1575	598	2173	5177	598	5775	6752	1196	7948
Edo	1,051	969	2020	3,235	98	3333	4286	1067	5353
Ekiti	711	1001	1712	441	3	444	1152	1004	2156
Enugu	2300	862	3162	4821	72	4893	7121	934	8055
FCT	2649	97	2746	3457	79	3536	6106	176	6282
Gombe	1366	377	1743	1033	30	1063	2399	407	2806
Imo	6870	1670	8540	1606	321	1927	8476	1991	10467
Jigawa	234	2412	2646	0	0	0	234	2412	2646
Kaduna	2653	101	2754	9826	783	10609	12479	884	13363
Kano	437	2689	3126	612	11	623	1049	2700	3749
Katsina	3941	182	4123	3460	87	3547	7401	269	7670
Kebbi	240	461	701	0	0	0	240	461	701
Kogi	1791	1415	3206	1455	16	1471	3246	1431	4677
Kwara	2651	108	2759	4494	0	4494	7145	108	7253
Lagos	1837	38	1875	25600	274	25874	27437	312	27749
Nasarawa	1133	627	1760	2006	106	2112	3139	733	3872
Niger	414	883	1297	2237	57	2294	2651	940	3591
Ogun	4912	3006	7918	13983	4944	18927	18895	7950	26845
Ondo	2554	1386	3940	3052	316	3368	5606	1702	7308
Osun	1250	982	2232	1172	142	1314	2422	1124	3546
Oyo	4388	1459	5847	0	0	0	4388	1459	5847
Plateau	2265	286	2551	3919	131	4050	6184	417	6601
Rivers	261	249	510	9038	157	9195	9299	406	9705
Sokoto	969	364	1333	967	4	971	1936	368	2304
Taraba	1381	43	1424	1543	39	1582	2924	82	3006
Yobe	111	738	849	42	18	60	153	756	909
Zamfara	83	116	199	509	0	509	592	116	708
<b>Total</b>	<b>69615</b>	<b>30024</b>	<b>99639</b>	<b>131054</b>	<b>13416</b>	<b>144470</b>	<b>200669</b>	<b>43440</b>	<b>244109</b>

## CHAPTER FOUR SENIOR SECONDARY EDUCATION

### 4.0 Introduction

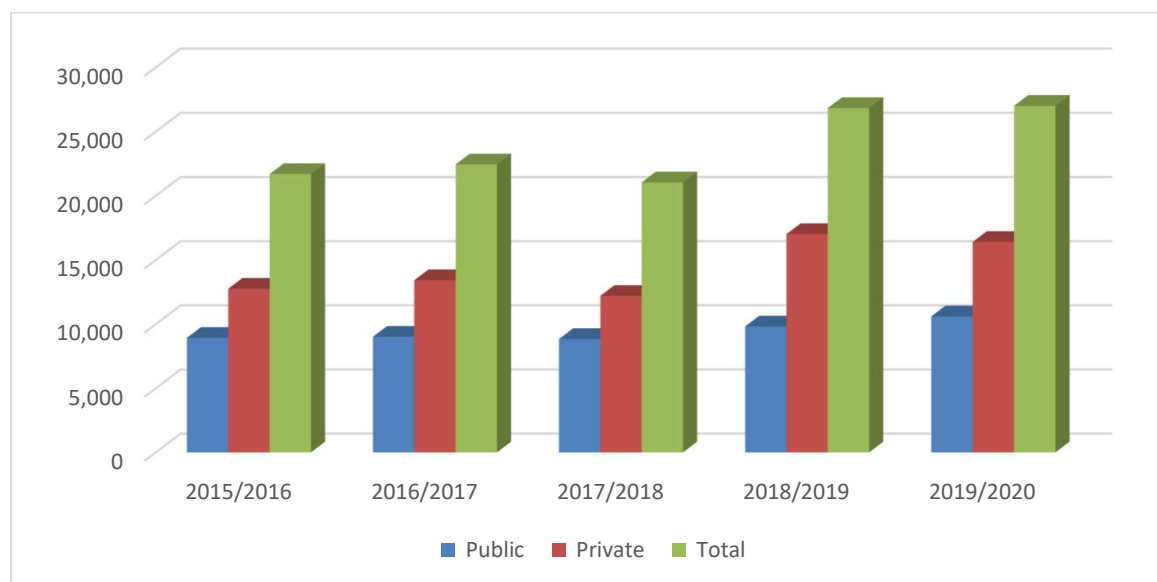
Senior Secondary Education is a Post-Basic Education made up of the upper component of the 3-3 in 6-3-3-4 Nigerian System of Education. The duration is three (3) years which is to prepare the learners for tertiary education. It is for learners between the ages of 15-17 years. Data presented in this chapter is restricted to data generated from conventional secondary school, technical and vocational schools of the same level.

### 4.1 Number of Senior Secondary Schools

**Table 4.1** provides information on the number of schools in Nigeria for five years, 2015/2016 to 2019/2020, while Figure 4.1 charts the trend, indicating progressive increase in number of schools from year 2015/2016 to 2019/2020.

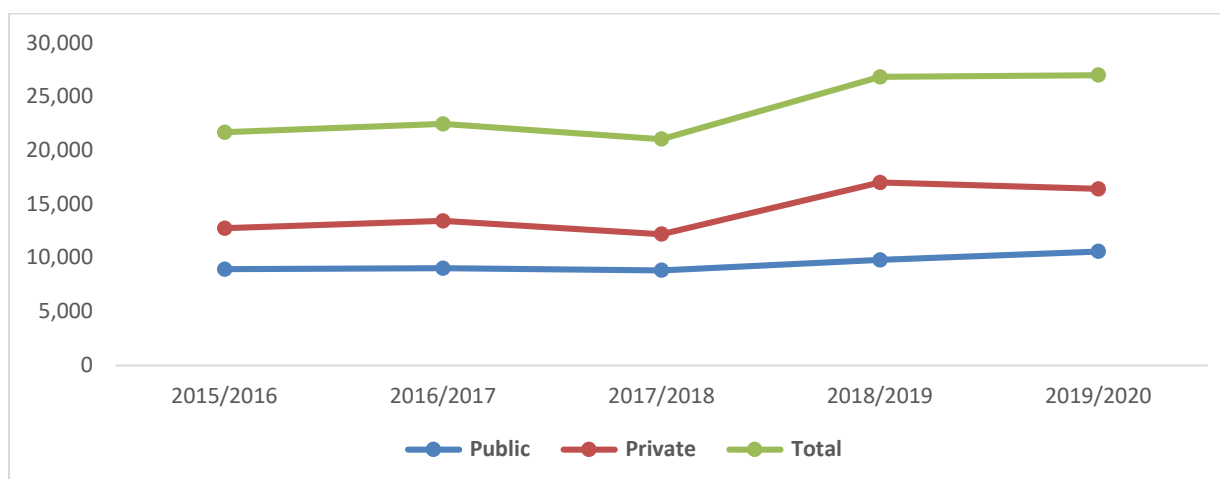
Table 4.1: Number of Public and Private Senior Secondary Schools by Year: 2015/2016 - 2019/2020

Year	Public	Private	Total
2015/2016	8,930	12,758	21,688
2016/2017	9,015	13,423	22,438
2017/2018	8,835	12,204	21,039
2018/2019	9,813	17,013	26,826
2019/2020	10,600	16,398	26,998



**Fig 4.1: Number of Public and Private Senior Secondary School: 2015/2016 to 2019/2020**





**Fig 4.1a: Number of Public and Private Senior Secondary School: 2015/2016 to 2019/2020**

#### 4.1.1 Number of Public, Private and combined Senior Secondary Schools by State: 2019/2020

**Table 4.2** shows the statistics on number of schools by state, location and school type for public, private schools and combined.

**Table 4.2: Number of Public and Private Senior Secondary Schools by State and Location: 2019/2020**

State	Public			Private			Both		
	Rural	Urban	Total	Rural	Urban	Total	Rural	Urban	Total
Abia	225	25	250	314	366	680	539	391	930
Adamawa	190	121	311	97	106	203	287	227	514
Akwa Ibom	184	77	261	209	145	354	393	222	615
Anambra	136	126	262	306	380	686	442	506	948
Bauchi	129	62	191	121	138	259	250	200	450
Bayelsa	176	35	211	38	236	274	214	271	485
Benue	109	37	146	315	163	478	424	200	624
Borno*	152	156	308	60	233	293	212	389	601
Cross Rivers*	307	42	349	199	297	496	506	339	845
Delta	368	100	468	108	376	484	476	476	952
Ebonyi	190	37	227	258	34	292	448	71	519
Edo	170	65	235	332	294	626	502	359	861
Ekiti*	86	128	214	77	547	624	163	675	838
Enugu	293	39	332	437	169	606	730	208	938
FCT	43	46	89	29	69	98	72	115	187
Gombe	96	45	141	58	107	165	154	152	306
Imo	195	105	300	331	76	407	526	181	707
Jigawa	100	116	216	88	210	298	188	326	514
Kaduna	277	93	370	184	459	643	461	552	1,013
Kano	483	229	712	213	1,127	1,340	696	1,356	2,052
Katsina	182	70	252	52	117	169	234	187	421
Kebbi	108	70	178	3	26	29	111	96	207
Kogi*	241	44	285	144	87	231	385	131	516
Kwara	212	164	376	67	194	261	279	358	637
Lagos	105	223	328	256	562	818	361	785	1,146
Nasarawa	236	66	302	233	408	641	469	474	943
Niger	179	78	257	60	151	211	239	229	468
Ogun	207	304	511	730	900	1,630	937	1,204	2,141
Ondo	186	135	321	241	226	467	427	361	788
Osun	181	213	394	48	97	145	229	310	539
Oyo	231	343	574	260	761	1,021	491	1,104	1,595
Platea	67	238	305	257	104	361	324	342	666
Rivers	226	63	289	148	398	546	374	461	835
Sokoto*	81	76	157	5	50	55	86	126	212
Taraba	193	74	267	145	177	322	338	251	589
Yobe	27	22	49	25	65	90	52	87	139
Zamfara	102	60	162	5	90	95	107	150	257
<b>National</b>	<b>6,673</b>	<b>3,927</b>	<b>10,600</b>	<b>6,453</b>	<b>9,945</b>	<b>16,398</b>	<b>13,126</b>	<b>13,872</b>	<b>26,998</b>

\*=2018 Data

## 4.2 Enrolment in Public and Private Senior Secondary Schools

#### 4.2.1 National Summary of Public, Private and combined Senior Secondary Schools Enrolment

Table 4.3 represents the statistics on the enrolment of Public and Private Senior Secondary Schools and both for five academic years, 2015/2016 to 2019/2020, while Figure 4.2 charts the enrolment trend

Table 4.3: Enrolment in Public and Private Senior Secondary Schools by Sector and Gender: 2015/2016 - 2019/2020

Year	Public			Private			Both		
	Male	Female	Total	Male	Female	Total	Male	Female	Total
2015/2016	1,950,093	1,613,655	3,563,748	467,099	444,462	911,561	2,417,192	2,058,117	4,475,309
2016/2017	1,858,560	1,565,615	3,424,175	443,969	455,203	899,172	2,302,529	2,020,818	4,323,347
2017/2018	1,933,160	1,658,334	3,591,494	462,840	477,797	940,637	2,396,000	2,136,131	4,532,131
2018/2019	2,055,321	1,832,963	3,888,284	787,510	817,675	1,605,185	2,842,831	2,650,638	5,493,469
2019/2020	2,149,236	2,002,479	4,151,715	776,639	802,790	1,579,429	2,925,875	2,805,269	5,731,144

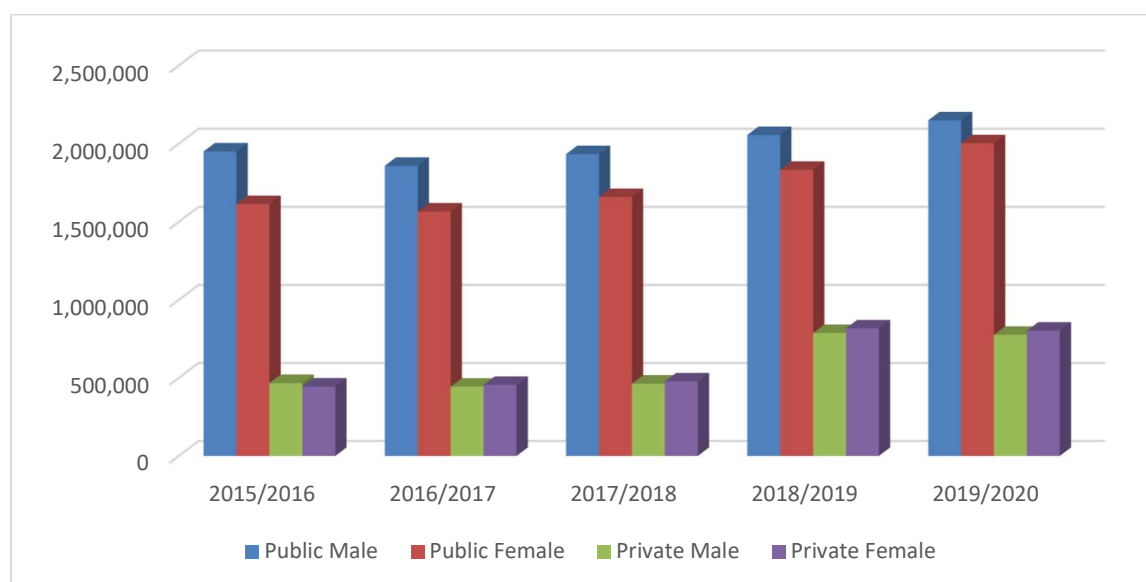


Fig 4.2: Enrolment in Public and Private Senior Secondary Schools by Sector and Gender: 2015/2016 - 2019/2020

#### 4.2.2: Enrolment in senior secondary schools by Location

Table 4.4 indicates the enrolment statistics for public, private and combined Senior Secondary Schools by location and gender for the period under review. Figure 4.3 depicts the enrolment statistics by gender and location for public and private senior secondary schools.

Table 4.4: Enrolment in Public and Private Senior Secondary Schools by Location and Gender: 2019/2020

Year	Rural			Urban			Both		
	Male	Female	Total	Male	Female	Total	Male	Female	Total
<b>Public</b>	1,097,643	1,082,159	2,179,802	1,051,593	920,320	1,971,913	2,149,236	2,002,479	4,151,715
<b>Private</b>	414,288	434,538	848,826	362,351	368,252	730,603	776,639	802,790	1,579,429
<b>Total</b>	1,511,931	1,516,697	3,028,628	1,413,944	1,288,572	2,702,516	2,925,875	2,805,269	5,731,144

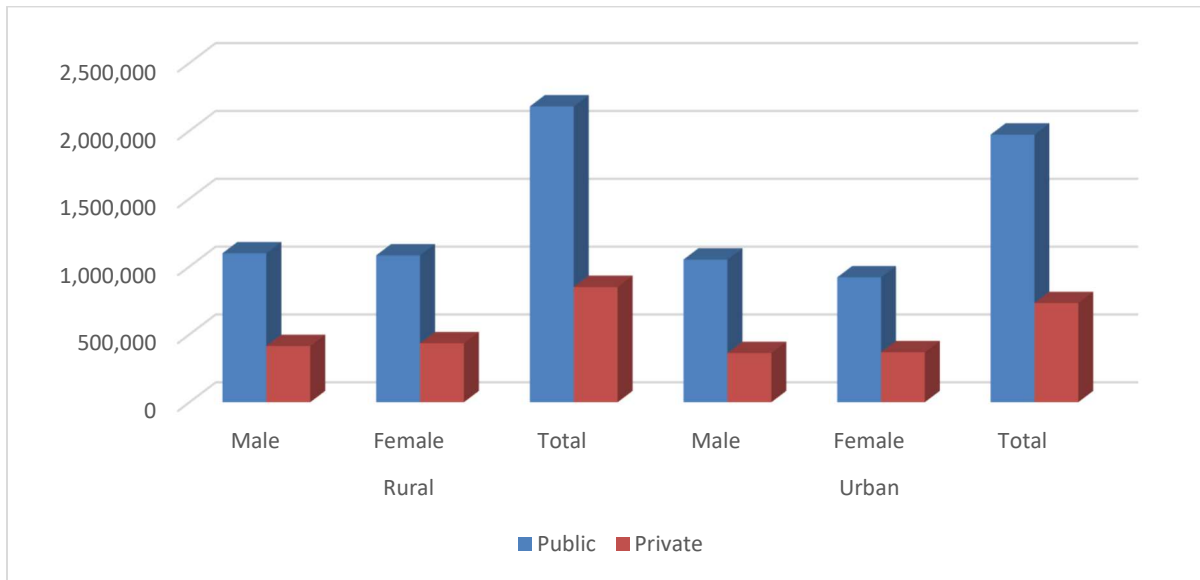


Fig 4.3: Enrolment in Public and Private Senior Secondary Schools by Location and Gender: 2019/2020

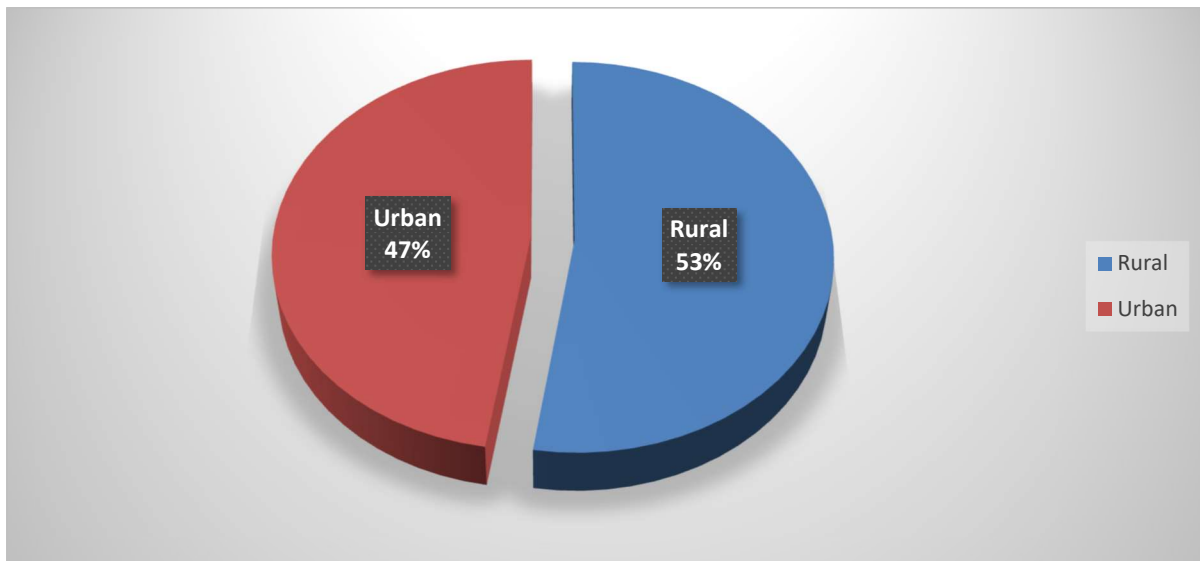


Fig 4.3a: Enrolment in Public and Private Senior Secondary Schools by Location and Gender: 2019/2020

#### 4.2.3 Enrolment in Public Senior Secondary Schools by State and Location

Tables 4.5, 4.6 and 4.7 provide statistics on enrolment in public, private and combined public and private Senior Secondary Schools respectively by state, location, and gender

Table 4.5: Enrolment in Public Senior Secondary Schools by State, Location and Gender: 2019/2020

State	Rural			Urban			Both		
	Male	Female	Total	Male	Female	Total	Male	Female	Total
Abia	3,869	6,280	10,149	15,585	19,212	34,797	19,454	25,492	44,946
Adamawa	19,985	19,400	39,385	20,132	16,875	37,007	40,117	36,275	76,392
Akwa Ibom	30,109	33,884	63,993	46,343	50,346	96,689	76,452	84,230	160,682
Anambra	21,480	24,595	46,075	9,284	9,897	19,181	30,764	34,492	65,256
Bauchi	28,145	21,019	49,164	35,866	20,296	56,162	64,011	41,315	105,326
Bayelsa	4,294	5,001	9,295	14,341	13,076	27,417	18,635	18,077	36,712
Benue	4,367	3,596	7,963	7,616	6,280	13,896	11,983	9,876	21,859
Borno	29,806	24,587	54,393	15,831	9,680	25,511	45,637	34,267	79,904
Cross Rivers	3,614	3,614	7,228	27,710	26,673	54,383	31,324	30,287	61,611
Delta	14,631	15,524	30,155	38,080	40,366	78,446	52,711	55,890	108,601
Ebonyi	17,157	19,160	36,317	15,828	17,299	33,127	32,985	36,459	69,444
Edo	13,161	21,511	34,672	13,369	14,358	27,727	26,530	35,869	62,399
Ekiti	14,352	15,108	29,460	6,783	6,507	13,290	21,135	21,615	42,750
Enugu	8,557	12,139	20,696	20,186	25,192	45,378	28,743	37,331	66,074
FCT	14,571	14,811	29,382	25,357	30,928	56,285	39,928	45,739	85,667
Gombe	22,128	17,308	39,436	13,234	9,356	22,590	35,362	26,664	62,026
Imo	68,124	70,298	138,422	112,704	115,467	228,171	180,828	185,765	366,593
Jigawa	45,304	36,001	81,305	22,138	9,453	31,591	67,442	45,454	112,896
Kaduna	35,970	71,262	107,232	41,500	50,652	92,152	77,470	121,914	199,384
Kano	79,244	53,808	133,052	93,999	89,974	183,973	173,243	143,782	317,025
Katsina	62,355	48,094	110,449	67,236	39,318	106,554	129,591	87,412	217,003
Kebbi	28,157	21,989	50,146	27,993	13,904	41,897	56,150	35,893	92,043
Kogi	5,735	5,023	10,758	17,403	15,290	32,693	23,138	20,313	43,451
Kwara	28,744	29,448	58,192	14,624	12,170	26,794	43,368	41,618	84,986
Lagos	122,173	130,673	252,846	29,198	28,298	57,496	151,371	158,971	310,342
Nasarawa	9,932	7,468	17,400	21,040	13,961	35,001	30,972	21,429	52,401
Niger	45,406	43,958	89,364	51,477	27,595	79,072	96,883	71,553	168,436
Ogun	75,209	77,691	152,900	28,406	26,595	55,001	103,615	104,286	207,901
Ondo	28,277	30,673	58,950	21,749	21,011	42,760	50,026	51,684	101,710
Osun	23,294	25,084	48,378	10,494	10,530	21,024	33,788	35,614	69,402
Oyo	75,294	78,837	154,131	25,901	26,071	51,972	101,195	104,908	206,103
Platea	7,900	7,380	15,280	14,760	11,766	26,526	22,660	19,146	41,806
Rivers	28,980	34,741	63,721	51,239	55,022	106,261	80,219	89,763	169,982
Sokoto	28,713	21,050	49,763	25,785	10,588	36,373	54,498	31,638	86,136
Taraba	9,479	8,064	17,543	13,865	10,654	24,519	23,344	18,718	42,062
Yobe	16,529	7,918	24,447	13,565	6,682	20,247	30,094	14,600	44,694
Zamfara	22,598	15,162	37,760	20,972	8,978	29,950	43,570	24,140	67,710
National	1,097,643	1,082,159	2,179,802	1,051,593	920,320	1,971,913	2,149,236	2,002,479	4,151,715

Table 4.6: Enrolment in Private Senior Secondary Schools by State, Location and Gender: 2019/2020

State	Rural			Urban			Both		
	Male	Female	Total	Male	Female	Total	Male	Female	Total
Abia	17,864	18,273	36,137	15,305	15,647	30,952	33,169	33,920	67,089
Adamawa	12,756	10,618	23,374	9,242	7,119	16,361	21,998	17,737	39,735
Akwa Ibom	10,717	11,181	21,898	26,387	27,224	53,611	37,104	38,405	75,509
Anambra	19,327	21,945	41,272	13,247	15,532	28,779	32,574	37,477	70,051
Bauchi	8,602	9,303	17,905	6,552	6,058	12,610	15,154	15,361	30,515
Bayelsa	5,863	6,807	12,670	851	971	1,822	6,714	7,778	14,492
Benue	8,959	8,746	17,705	13,213	12,269	25,482	22,172	21,015	43,187
Borno	7,852	7,727	15,579	2,075	1,737	3,812	9,927	9,464	19,391
Cross Rivers	7,526	7,967	15,493	19,058	17,995	37,053	26,584	25,962	52,546
Delta	14,302	15,870	30,172	3,618	4,066	7,684	17,920	19,936	37,856
Ebonyi	2,516	2,542	5,058	8,956	9,907	18,863	11,472	12,449	23,921
Edo	16,503	17,329	33,832	18,381	19,500	37,881	34,884	36,829	71,713
Ekiti	2,216	3,616	5,832	661	1,130	1,791	2,877	4,746	7,623
Enugu	8,090	10,136	18,226	20,291	23,176	43,467	28,381	33,312	61,693
FCT	2,785	3,530	6,315	698	963	1,661	3,483	4,493	7,976
Gombe	7,157	6,685	13,842	3,461	3,076	6,537	10,618	9,761	20,379
Imo	6,745	8,074	14,819	37,824	37,173	74,997	44,569	45,247	89,816
Jigawa	990	990	1,980	15	15	30	1,005	1,005	2,010
Kaduna	13,568	13,447	27,015	4,376	4,306	8,681	17,944	17,753	35,697
Kano	19,008	22,836	41,844	1,465	1,769	3,234	20,473	24,605	45,078
Katsina	10,500	10,881	21,381	6,266	4,292	10,558	16,766	15,173	31,939
Kebbi	3,608	3,175	6,783	140	175	315	3,748	3,350	7,098
Kogi	4,339	5,165	9,504	10,083	17,750	27,834	14,422	22,915	37,337
Kwara	6,369	6,365	12,734	1,918	1,718	3,636	8,287	8,083	16,370
Lagos	42,098	45,876	87,974	32,549	32,106	64,655	74,647	77,982	152,629
Nasarawa	12,049	7,252	19,301	4,971	3,125	8,096	17,020	10,377	27,397
Niger	5,879	6,096	11,975	1,778	1,715	3,493	7,657	7,811	15,468
Ogun	45,745	48,634	94,379	45,084	48,148	93,232	90,829	96,782	187,611
Ondo	13,203	12,992	26,195	11,961	11,950	23,911	25,164	24,942	50,106
Osun	3,925	4,568	8,493	1,543	1,700	3,240	5,468	6,268	11,736
Oyo	28,903	31,055	59,951	9,109	9,837	18,946	38,012	40,892	78,904
Plateau	5,708	5,546	11,254	13,919	12,131	26,050	19,627	17,677	37,304
Rivers	12,241	13,420	25,661	5,337	5,415	10,752	17,578	18,835	36,413
Sokoto	3,069	3,010	6,079	338	263	601	3,407	3,273	6,680
Taraba	9,243	9,032	18,275	7,878	7,022	14,900	17,121	16,054	33,175
Yobe	9,939	10,791	20,730	438	491	929	10,377	11,282	21,659
Zamfara	4,124	3,058	6,284	3,363	781	4,144	7,487	3,839	11,326
National	414,288	434,538	848,826	362,351	368,252	730,603	776,639	802,790	1,579,429

Table 4.7: Enrolment in Public and Private Senior Secondary Schools by State, Location and Gender: 2019/2020

State	Rural			Urban			Both		
	Male	Female	Total	Male	Female	Total	Male	Female	Total
Abia	21,733	24,553	46,286	30,890	34,859	65,749	52,623	59,412	112,035
Adamawa	32,741	30,018	62,759	29,374	23,994	53,368	62,115	54,012	116,127
Akwa Ibom	40,826	45,065	85,891	72,730	77,570	150,300	113,556	122,635	236,191
Anambra	40,807	46,540	87,347	22,531	25,429	47,960	63,338	71,969	135,307
Bauchi	36,747	30,322	67,069	42,418	26,354	68,772	79,165	56,676	135,841
Bayelsa	10,157	11,808	21,965	15,192	14,047	29,239	25,349	25,855	51,204
Benue	13,326	12,342	25,668	20,829	18,549	39,378	34,155	30,891	65,046
Borno	37,658	32,314	69,972	17,906	11,417	29,323	55,564	43,731	99,295
Cross Rivers	11,140	11,581	22,721	46,768	44,668	91,436	57,908	56,249	114,157
Delta	28,933	31,394	60,327	41,698	44,432	86,130	70,631	75,826	146,457
Ebonyi	19,673	21,702	41,375	24,784	27,206	51,990	44,457	48,908	93,365
Edo	29,664	38,840	68,504	31,750	33,858	65,608	61,414	72,698	134,112
Ekiti	16,568	18,724	35,292	7,444	7,637	15,081	24,012	26,361	50,373
Enugu	16,647	22,275	38,922	40,477	48,368	88,845	57,124	70,643	127,767
FCT	17,356	18,341	35,697	26,055	31,891	57,946	43,411	50,232	93,643
Gombe	29,285	23,993	53,278	16,695	12,432	29,127	45,980	36,425	82,405
Imo	74,869	78,372	153,241	150,528	152,640	303,168	225,397	231,012	456,409
Jigawa	46,294	36,991	83,285	22,153	9,468	31,621	68,447	46,459	114,906
Kaduna	49,538	84,709	134,247	45,876	54,958	100,833	95,414	139,667	235,081
Kano	98,252	76,644	174,896	95,464	91,743	187,207	193,716	168,387	362,103
Katsina	72,855	58,975	131,830	73,502	43,610	117,112	146,357	102,585	248,942
Kebbi	31,765	25,164	56,929	28,133	14,079	42,212	59,898	39,243	99,141
Kogi	10,074	10,188	20,262	27,486	33,040	60,527	37,560	43,228	80,788
Kwara	35,113	35,813	70,926	16,542	13,888	30,430	51,655	49,701	101,356
Lagos	164,271	176,549	340,820	61,747	60,404	122,151	226,018	236,953	462,971
Nasarawa	21,981	14,720	36,701	26,011	17,086	43,097	47,992	31,806	79,798
Niger	51,285	50,054	101,339	53,255	29,310	82,565	104,540	79,364	183,904
Ogun	120,954	126,325	247,279	73,490	74,743	148,233	194,444	201,068	395,512
Ondo	41,480	43,665	85,145	33,710	32,961	66,671	75,190	76,626	151,816
Osun	27,219	29,652	56,871	12,037	12,230	24,264	39,256	41,882	81,138
Oyo	104,197	109,892	214,082	35,010	35,908	70,918	139,207	145,800	285,007
Plateau	13,608	12,926	26,534	28,679	23,897	52,576	42,287	36,823	79,110
Rivers	41,221	48,161	89,382	56,576	60,437	117,013	97,797	108,598	206,395
Sokoto	31,782	24,060	55,842	26,123	10,851	36,974	57,905	34,911	92,816
Taraba	18,722	17,096	35,818	21,743	17,676	39,419	40,465	34,772	75,237
Yobe	26,468	18,709	45,177	14,003	7,173	21,176	40,471	25,882	66,353
Zamfara	26,722	18,220	44,044	24,335	9,759	31,446	51,057	27,979	79,036
<b>National</b>	<b>1,511,931</b>	<b>1,516,697</b>	<b>3,027,723</b>	<b>1,413,944</b>	<b>1,288,572</b>	<b>2,699,865</b>	<b>2,925,875</b>	<b>2,805,269</b>	<b>5,731,144</b>

#### 4.2.4 Enrolment in Public Senior Secondary Schools by State, Age-Group and Gender

Tables 4.8, 4.9 and 4.10 indicate statistics of enrolment by state, age and gender for public, private, and combined public and private Senior Secondary Schools respectively.

Table 4.8: Enrolment in Public Senior Secondary Schools by State, Age-Group and Gender: 2019/2020

State	Below 15 Years			15 -17 Years			Above 17 Years			Both		
	Male	Female	Total	Male	Female	Total	Male	Female	Total	Male	Female	Total
Abia	2,364	3,132	5,496	15,568	20,304	35,872	1,522	2,056	3,578	19,454	25,492	44,946
Adamawa	6,687	6,469	13,156	26,668	25,657	52,325	6,762	4,149	10,911	40,117	36,275	76,392
Akwa Ibom	0	0	0	76,452	84,230	160,682	0	0	0	76,452	84,230	160,682
Anambra	3,226	3,057	6,283	22,500	26,509	49,009	5,038	4,926	9,964	30,764	34,492	65,256
Bauchi	5,876	4,667	10,543	48,748	31,595	80,343	9,387	5,053	14,440	64,011	41,315	105,326
Bayelsa	0	0	0	18,635	18,077	36,712	0	0	0	18,635	18,077	36,712
Benue	731	453	1,184	9,657	8,991	18,648	1,595	432	2,027	11,983	9,876	21,859
Borno	3,498	2,732	6,230	32,052	25,580	57,632	10,087	5,955	16,042	45,637	34,267	79,904
Cross Rivers	5,794	5,608	11,402	20,550	20,601	41,151	4,980	4,078	9,058	31,324	30,287	61,611
Delta	0	0	0	52,711	55,890	108,601	0	0	0	52,711	55,890	108,601
Ebonyi	7,978	7,181	15,159	20,350	22,924	43,274	4,657	6,354	11,011	32,985	36,459	69,444
Edo	0	0	0	26,530	35,869	62,399	0	0	0	26,530	35,869	62,399
Ekiti	2,431	3,005	5,436	16,115	15,858	31,973	2,589	2,752	5,341	21,135	21,615	42,750
Enugu	1,746	3,455	5,201	22,917	29,712	52,629	4,080	4,164	8,244	28,743	37,331	66,074
FCT	7,084	8,938	16,022	28,459	32,177	60,636	4,385	4,624	9,009	39,928	45,739	85,667
Gombe	2,876	2,792	5,668	26,298	20,162	46,460	6,188	3,710	9,898	35,362	26,664	62,026
Imo	18,229	18,879	37,108	144,655	148,617	293,272	17,944	18,269	36,213	180,828	185,765	366,593
Jigawa	3,673	2,820	6,493	53,677	36,510	90,187	10,092	6,124	16,216	67,442	45,454	112,896
Kaduna	5,043	14,756	19,799	61,997	84,190	146,187	10,430	22,968	33,398	77,470	121,914	199,384
Kano	7,909	6,236	14,145	137,964	119,491	257,455	27,370	18,055	45,425	173,243	143,782	317,025
Katsina	9,130	6,970	16,100	98,967	68,535	167,502	21,494	11,907	33,401	129,591	87,412	217,003
Kebbi	3,645	2,850	6,495	40,081	25,973	66,054	12,424	7,070	19,494	56,150	35,893	92,043
Kogi	2,505	2,500	5,005	17,012	15,297	32,309	3,621	2,516	6,137	23,138	20,313	43,451
Kwara	6,489	6,841	13,330	27,351	25,720	53,071	9,528	9,057	18,585	43,368	41,618	84,986
Lagos	23,548	30,587	54,135	112,180	112,799	224,979	15,643	15,585	31,228	151,371	158,971	310,342
Nasarawa	2,011	1,782	3,793	26,746	18,303	45,049	2,215	1,344	3,559	30,972	21,429	52,401
Niger	8,886	8,126	17,012	70,550	52,013	122,563	17,447	11,414	28,861	96,883	71,553	168,436
Ogun	10,876	11,654	22,530	60,671	61,966	122,637	32,068	30,666	62,734	103,615	104,286	207,901
Ondo	17,048	18,026	35,074	32,978	33,658	66,636	0	0	0	50,026	51,684	101,710
Osun	5,498	6,426	11,924	24,245	25,362	49,607	4,045	3,826	7,871	33,788	35,614	69,402
Oyo	15,465	16,670	32,135	72,244	75,511	147,755	13,486	12,727	26,213	101,195	104,908	206,103
Platea	2,249	2,269	4,518	16,319	13,764	30,083	4,092	3,113	7,205	22,660	19,146	41,806
Rivers	14,611	17,399	32,010	56,895	63,156	120,051	8,713	9,208	17,921	80,219	89,763	169,982
Sokoto	3,119	2,706	5,825	51,379	28,932	80,311	0	0	0	54,498	31,638	86,136
Taraba	2,786	3,676	6,462	16,597	13,399	29,996	3,961	1,643	5,604	23,344	18,718	42,062
Yobe	2,442	65	2,507	24,250	11,474	35,724	3,402	3,061	6,463	30,094	14,600	44,694
Zamfara	3,280	2,611	5,891	31,063	17,479	48,542	9,227	4,050	13,277	43,570	24,140	67,710
<b>National</b>	<b>218,733</b>	<b>235,338</b>	<b>454,071</b>	<b>1,642,031</b>	<b>1,526,285</b>	<b>3,168,316</b>	<b>288,472</b>	<b>240,856</b>	<b>529,328</b>	<b>2,149,236</b>	<b>2,002,479</b>	<b>4,151,715</b>

**Table 4.9: Enrolment in Private Senior Secondary Schools by State, Age-Group and Gender: 2019/2020**

State	Below 15 Years			15 -17 Years			Above 17 Years			Both		
	Male	Female	Total	Male	Female	Total	Male	Female	Total	Male	Female	Total
Abia	4,200	4,225	8,425	26,303	26,921	53,224	2,666	2,774	5,440	33,169	33,920	67,089
Adamawa	3,745	3,235	6,980	16,887	13,078	29,965	1,366	1,424	2,790	21,998	17,737	39,735
Akwa Ibom	0	0	0	37,104	38,405	75,509	0	0	0	37,104	38,405	75,509
Anambra	3,486	4,184	7,670	24,908	28,722	53,630	4,180	4,571	8,751	32,574	37,477	70,051
Bauchi	1,574	1,580	3,154	10,726	10,756	21,482	2,854	3,025	5,879	15,154	15,361	30,515
Bayelsa	530	686	1,216	6,101	7,000	13,101	83	92	175	6,714	7,778	14,492
Benue	1,470	1,800	3,270	15,549	14,416	29,965	5,153	4,799	9,952	22,172	21,015	43,187
Borno	1,042	1,238	2,280	7,474	7,116	14,590	1,411	1,110	2,521	9,927	9,464	19,391
Cross Rivers	1,666	2,060	3,726	24,445	22,134	46,579	473	1,768	2,241	26,584	25,962	52,546
Delta	0	0	0	17,920	19,936	37,856	0	0	0	17,920	19,936	37,856
Ebonyi	1,400	1,666	3,066	8,970	9,535	18,505	1,102	1,248	2,350	11,472	12,449	23,921
Edo	0	0	0	34,884	36,829	71,713	0	0	0	34,884	36,829	71,713
Ekiti	1,084	1,402	2,486	1,681	3,131	4,812	112	213	325	2,877	4,746	7,623
Enugu	1,117	1,337	2,454	25,638	30,124	55,762	1,626	1,851	3,477	28,381	33,312	61,693
FCT	1,253	2,448	3,701	1,915	1,801	3,716	315	244	559	3,483	4,493	7,976
Gombe	910	1,071	1,981	8,466	7,736	16,202	1,242	954	2,196	10,618	9,761	20,379
Imo	4,322	5,094	9,416	37,258	36,596	73,854	2,989	3,557	6,546	44,569	45,247	89,816
Jigawa	22	45	67	845	900	1,745	138	60	198	1,005	1,005	2,010
Kaduna	2,548	2,770	5,318	13,666	13,621	27,287	1,730	1,362	3,092	17,944	17,753	35,697
Kano	3,443	3,322	6,765	12,707	17,171	29,878	4,323	4,112	8,435	20,473	24,605	45,078
Katsina	1,144	1,361	2,505	12,441	11,613	24,054	3,181	2,199	5,380	16,766	15,173	31,939
Kebbi	480	436	916	2,821	2,402	5,223	447	512	959	3,748	3,350	7,098
Kogi	443	542	985	13,177	21,408	34,585	802	965	1,767	14,422	22,915	37,337
Kwara	1,205	778	1,983	6,370	6,538	12,908	712	767	1,479	8,287	8,083	16,370
Lagos	11,548	5,526	17,074	60,886	70,013	130,899	2,213	2,443	4,656	74,647	77,982	152,629
Nasarawa	2,501	578	3,079	12,113	7,996	20,109	2,406	1,803	4,209	17,020	10,377	27,397
Niger	1,005	1,032	2,037	5,582	5,772	11,354	1,070	1,007	2,077	7,657	7,811	15,468
Ogun	12,343	15,653	27,996	69,336	65,587	134,923	9,150	15,542	24,692	90,829	96,782	187,611
Ondo	8,306	8,067	16,373	16,858	16,875	33,733	0	0	0	25,164	24,942	50,106
Osun	960	1,227	2,187	3,937	4,433	8,370	571	608	1,179	5,468	6,268	11,736
Oyo	10,687	12,300	22,987	25,533	26,730	52,263	1,792	1,862	3,654	38,012	40,892	78,904
Platea	6,654	5,532	12,186	10,138	9,942	20,080	2,835	2,203	5,038	19,627	17,677	37,304
Rivers	4,757	5,335	10,092	12,010	12,676	24,686	811	824	1,635	17,578	18,835	36,413
Sokoto	0	0	0	2,808	3,054	5,862	599	219	818	3,407	3,273	6,680
Taraba	2,102	1,593	3,695	13,854	13,444	27,298	1,165	1,017	2,182	17,121	16,054	33,175
Yobe	410	579	989	9,342	9,682	19,024	625	1,021	1,646	10,377	11,282	21,659
Zamfara	445	548	993	6,459	2,556	9,015	583	735	1,318	7,487	3,839	11,326
<b>National</b>	<b>98,802</b>	<b>99,250</b>	<b>198,052</b>	<b>617,112</b>	<b>636,649</b>	<b>1,253,761</b>	<b>60,725</b>	<b>66,891</b>	<b>127,616</b>	<b>776,639</b>	<b>802,790</b>	<b>1,579,429</b>



Table 4.10: Enrolment in Public and Private Senior Secondary Schools by State, Age-Group and Gender: 2019/2020

State	Below 15 Years			15 -17 Years			Above 17 Years			Both		
	Male	Female	Total	Male	Female	Total	Male	Female	Total	Male	Female	Total
Abia	6,564	7,357	13,921	41,871	47,225	89,096	4,188	4,830	9,018	52,623	59,412	112,035
Adamawa	10,432	9,704	20,136	43,555	38,735	82,290	8,128	5,573	13,701	62,115	54,012	116,127
Akwa Ibom	0	0	0	113,556	122,635	236,191	0	0	0	113,556	122,635	236,191
Anambra	6,712	7,241	13,953	47,408	55,231	102,639	9,218	9,497	18,715	63,338	71,969	135,307
Bauchi	7,450	6,247	13,697	59,474	42,351	101,825	12,241	8,078	20,319	79,165	56,676	135,841
Bayelsa	530	686	1,216	24,736	25,077	49,813	83	92	175	25,349	25,855	51,204
Benue	2,201	2,253	4,454	25,206	23,407	48,613	6,748	5,231	11,979	34,155	30,891	65,046
Borno	4,540	3,970	8,510	39,526	32,696	72,222	11,498	7,065	18,563	55,564	43,731	99,295
Cross Rivers	7,460	7,668	15,128	44,995	42,735	87,730	5,453	5,846	11,299	57,908	56,249	114,157
Delta	0	0	0	70,631	75,826	146,457	0	0	0	70,631	75,826	146,457
Ebonyi	9,378	8,847	18,225	29,320	32,459	61,779	5,759	7,602	13,361	44,457	48,908	93,365
Edo	0	0	0	61,414	72,698	134,112	0	0	0	61,414	72,698	134,112
Ekiti	3,515	4,407	7,922	17,796	18,989	36,785	2,701	2,965	5,666	24,012	26,361	50,373
Enugu	2,863	4,792	7,655	48,555	59,836	108,391	5,706	6,015	11,721	57,124	70,643	127,767
FCT	8,337	11,386	19,723	30,374	33,978	64,352	4,700	4,868	9,568	43,411	50,232	93,643
Gombe	3,786	3,863	7,649	34,764	27,898	62,662	7,430	4,664	12,094	45,980	36,425	82,405
Imo	22,551	23,973	46,524	181,913	185,213	367,126	20,933	21,826	42,759	225,397	231,012	456,409
Jigawa	3,695	2,865	6,560	54,522	37,410	91,932	10,230	6,184	16,414	68,447	46,459	114,906
Kaduna	7,591	17,526	25,117	75,663	97,811	173,474	12,160	24,330	36,490	95,414	139,667	235,081
Kano	11,352	9,558	20,910	150,671	136,662	287,333	31,693	22,167	53,860	193,716	168,387	362,103
Katsina	10,274	8,331	18,605	111,408	80,148	191,556	24,675	14,106	38,781	146,357	102,585	248,942
Kebbi	4,125	3,286	7,411	42,902	28,375	71,277	12,871	7,582	20,453	59,898	39,243	99,141
Kogi	2,948	3,042	5,990	30,189	36,705	66,894	4,423	3,481	7,904	37,560	43,228	80,788
Kwara	7,694	7,619	15,313	33,721	32,258	65,979	10,240	9,824	20,064	51,655	49,701	101,356
Lagos	35,096	36,113	71,209	173,066	182,812	355,878	17,856	18,028	35,884	226,018	236,953	462,971
Nasarawa	4,512	2,360	6,872	38,859	26,299	65,158	4,621	3,147	7,768	47,992	31,806	79,798
Niger	9,891	9,158	19,049	76,132	57,785	133,917	18,517	12,421	30,938	104,540	79,364	183,904
Ogun	23,219	27,307	50,526	130,007	127,553	257,560	41,218	46,208	87,426	194,444	201,068	395,512
Ondo	25,354	26,093	51,447	49,836	50,533	100,369	0	0	0	75,190	76,626	151,816
Osun	6,458	7,653	14,111	28,182	29,795	57,977	4,616	4,434	9,050	39,256	41,882	81,138
Oyo	26,152	28,970	55,122	97,777	102,241	200,018	15,278	14,589	29,867	139,207	145,800	285,007
Platea	8,903	7,801	16,704	26,457	23,706	50,163	6,927	5,316	12,243	42,287	36,823	79,110
Rivers	19,368	22,734	42,102	68,905	75,832	144,737	9,524	10,032	19,556	97,797	108,598	206,395
Sokoto	3,119	2,706	5,825	54,187	31,986	86,173	599	219	818	57,905	34,911	92,816
Taraba	4,888	5,269	10,157	30,451	26,843	57,294	5,126	2,660	7,786	40,465	34,772	75,237
Yobe	2,852	644	3,496	33,592	21,156	54,748	4,027	4,082	8,109	40,471	25,882	66,353
Zamfara	3,725	3,159	6,884	37,522	20,035	57,557	9,810	4,785	14,595	51,057	27,979	79,036
<b>National</b>	<b>317,535</b>	<b>334,588</b>	<b>652,123</b>	<b>2,259,143</b>	<b>2,162,934</b>	<b>4,422,077</b>	<b>349,197</b>	<b>307,747</b>	<b>656,944</b>	<b>2,925,875</b>	<b>2,805,269</b>	<b>5,731,144</b>

## 4.2.5 Enrolment in Public Senior Secondary Schools by State, Age and Gender

Tables 4.11, 4.12 and 4.13 present statistics of enrolment by state, class and gender for public, private, and combined public and private Senior Secondary Schools respectively

Table 4.11: Enrolment in Public Senior Secondary Schools by State, Age and Gender: 2019/2020

State	Below 15 Years		15 Years		16 Years		17 Years		Above 17 Years		Both		
	Male	Female	Male	Female	Male	Female	Male	Female	Male	Female	Male	Female	Total
Abia	2,364	3,132	5,233	6,909	5,861	7,552	4,474	5,843	1,522	2,056	19,454	25,492	44,946
Adamawa	6,687	6,469	10,373	9,738	9,173	8,825	7,122	7,094	6,762	4,149	40,117	36,275	76,392
Akwa Ibom	0	0	29,392	32,010	26,006	29,353	21,054	22,867	0	0	76,452	84,230	160,682
Anambra	3,226	3,057	7,079	7,893	8,470	10,163	6,951	8,453	5,038	4,926	30,764	34,492	65,256
Bauchi	5,876	4,667	12,850	9,320	18,517	12,434	17,381	9,841	9,387	5,053	64,011	41,315	105,326
Bayelsa	0	0	2,211	2,749	13,245	12,820	3,179	2,508	0	0	18,635	18,077	36,712
Benue	731	453	1,899	1,680	3,838	3,924	3,920	3,387	1,595	432	11,983	9,876	21,859
Borno	3,498	2,732	9,569	7,180	11,105	10,087	11,378	8,313	10,087	5,955	45,637	34,267	79,904
Cross Rivers	5,794	5,608	7,343	7,443	7,084	6,607	6,123	6,551	4,980	4,078	31,324	30,287	61,611
Delta	0	0	20,067	21,215	19,149	20,771	13,495	13,904	0	0	52,711	55,890	108,601
Ebonyi	7,978	7,181	9,239	10,720	6,454	8,347	4,657	3,857	4,657	6,354	32,985	36,459	69,444
Edo			9,463	12,112	9,477	13,843	7,590	9,914			26,530	35,869	62,399
Ekiti	2,431	3,005	6,306	6,385	5,679	5,430	4,130	4,043	2,589	2,752	21,135	21,615	42,750
Enugu	1,746	3,455	6,715	9,508	8,424	10,857	7,778	9,347	4,080	4,164	28,743	37,331	66,074
FCT	7,084	8,938	10,471	11,608	10,920	12,097	7,068	8,472	4,385	4,624	39,928	45,739	85,667
Gombe	2,876	2,792	6,286	5,947	10,237	7,757	9,775	6,458	6,188	3,710	35,362	26,664	62,026
Imo	18,229	18,879	66,578	68,220	35,924	37,090	42,153	43,307	17,944	18,269	180,828	185,765	366,593
Jigawa	3,673	2,820	15,040	11,000	21,301	13,745	17,336	11,765	10,092	6,124	67,442	45,454	112,896
Kaduna	5,043	14,756	23,828	24,366	20,063	31,298	18,106	28,526	10,430	22,968	77,470	121,914	199,384
Kano	7,909	6,236	31,612	31,801	52,361	44,135	53,991	43,555	27,370	18,055	173,243	143,782	317,025
Katsina	9,130	6,970	25,633	19,824	35,735	24,453	37,599	24,258	21,494	11,907	129,591	87,412	217,003
Kebbi	3,645	2,850	10,708	7,829	15,012	9,976	14,361	8,168	12,424	7,070	56,150	35,893	92,043
Kogi	2,505	2,500	4,802	4,200	6,544	5,964	5,666	5,133	3,621	2,516	23,138	20,313	43,451
Kwara	6,489	6,841	9,577	9,915	8,788	8,708	8,986	7,097	9,528	9,057	43,368	41,618	84,986
Lagos	23,548	30,587	35,547	41,256	45,658	48,521	30,975	23,022	15,643	15,585	151,371	158,971	310,342
Nasarawa	2,011	1,782	10,181	7,270	8,175	5,458	8,390	5,575	2,215	1,344	30,972	21,429	52,401
Niger	8,886	8,126	20,721	16,016	26,705	20,483	23,124	15,514	17,447	11,414	96,883	71,553	168,436
Ogun	10,876	11,654	23,454	23,111	14,875	15,432	22,342	23,423	32,068	30,666	103,615	104,286	207,901
Ondo	17,048	18,026	17,699	18,022	13,379	13,732	1,900	1,904			50,026	51,684	101,710
Osun	5,498	6,426	6,240	6,901	10,526	10,825	7,479	7,636	4,045	3,826	33,788	35,614	69,402
Oyo	15,465	16,670	24,007	25,533	27,496	29,221	20,741	20,757	13,486	12,727	101,195	104,908	206,103
Platea	2,249	2,269	4,764	4,241	6,103	5,119	5,452	4,404	4,092	3,113	22,660	19,146	41,806
Rivers	14,611	17,399	20,116	23,236	21,164	23,197	15,615	16,723	8,713	9,208	80,219	89,763	169,982
Sokoto	3,119	2,706	20,325	11,795	14,369	7,765	16,685	9,372	0	0	54,498	31,638	86,136
Taraba	2,786	3,676	5,236	4,705	5,628	3,781	5,733	4,913	3,961	1,643	23,344	18,718	42,062
Yobe	2,442	65	7,705	5,262	9,339	4,193	7,206	2,019	3,402	3,061	30,094	14,600	44,694
Zamfara	3,280	2,611	7,911	5,515	11,431	7,302	11,721	4,662	9,227	4,050	43,570	24,140	67,710
<b>National</b>	<b>218,733</b>	<b>235,338</b>	<b>546,180</b>	<b>532,435</b>	<b>584,215</b>	<b>551,265</b>	<b>511,636</b>	<b>442,585</b>	<b>288,472</b>	<b>240,856</b>	<b>2,149,236</b>	<b>2,002,479</b>	<b>4,151,715</b>

Table 4.12: Enrolment in Private Senior Secondary Schools by State, Age and Gender: 2019/2020

State	Below 15 Years		15 Years		16 Years		17 Years		Above 17 Years		Both		
	Male	Female	Male	Female	Male	Female	Male	Female	Male	Female	Male	Female	Total
Abia	4,200	4,225	9,192	9,288	9,668	9,916	7,443	7,717	2,666	2,774	33,169	33,920	67,089
Adamawa	3,745	3,235	6,307	5,163	6,028	4,626	4,552	3,289	1,366	1,424	21,998	17,737	39,735
Akwa Ibom	0	0	11,735	12,692	11,721	12,738	13,648	12,975	0	0	37,104	38,405	75,509
Anambra	3,486	4,184	8,069	8,990	8,670	9,922	8,169	9,810	4,180	4,571	32,574	37,477	70,051
Bauchi	1,574	1,580	3,362	3,279	4,001	4,171	3,363	3,306	2,854	3,025	15,154	15,361	30,515
Bayelsa	530	686	3,199	3,808	1,180	1,314	1,722	1,878	83	92	6,714	7,778	14,492
Benue	1,470	1,800	4,319	3,525	5,260	4,925	5,970	5,966	5,153	4,799	22,172	21,015	43,187
Borno	1,042	1,238	2,392	2,294	2,844	2,728	2,238	2,094	1,411	1,110	9,927	9,464	19,391
Cross Rivers	1,666	2,060	7,964	7,073	8,571	7,001	7,910	8,060	473	1,768	26,584	25,962	52,546
Delta	0	0	6,107	6,829	6,210	6,818	5,603	6,289	0	0	17,920	19,936	37,856
Ebonyi	1,400	1,666	2,625	2,859	3,632	3,824	2,713	2,852	1,102	1,248	11,472	12,449	23,921
Edo			7,894	9,419	13,512	13,293	13,478	14,117			34,884	36,829	71,713
Ekiti	1,084	1,402	369	665	1,058	1,550	254	916	112	213	2,877	4,746	7,623
Enugu	1,117	1,337	8,553	10,136	9,145	10,376	7,940	9,612	1,626	1,851	28,381	33,312	61,693
FCT	1,253	2,448	1,086	1,188	643	281	186	332	315	244	3,483	4,493	7,976
Gombe	910	1,071	2,437	2,235	3,310	2,977	2,719	2,524	1,242	954	10,618	9,761	20,379
Imo	4,322	5,094	15,599	14,608	10,059	10,384	11,600	11,604	2,989	3,557	44,569	45,247	89,816
Jigawa	22	45	293	287	305	294	247	319	138	60	1,005	1,005	2,010
Kaduna	2,548	2,770	4,943	5,185	5,255	5,090	3,468	3,346	1,730	1,362	17,944	17,753	35,697
Kano	3,443	3,322	3,602	4,769	3,813	5,869	5,292	6,533	4,323	4,112	20,473	24,605	45,078
Katsina	1,144	1,361	4,055	4,026	4,644	4,224	3,742	3,363	3,181	2,199	16,766	15,173	31,939
Kebbi	480	436	933	903	995	834	893	665	447	512	3,748	3,350	7,098
Kogi	443	542	4,280	7,100	4,449	7,223	4,448	7,085	802	965	14,422	22,915	37,337
Kwara	1,205	778	2,187	2,122	2,102	2,248	2,081	2,168	712	767	8,287	8,083	16,370
Lagos	11,548	5,526	12,418	13,958	25,847	29,514	22,621	26,541	2,213	2,443	74,647	77,982	152,629
Nasarawa	2,501	578	5,718	3,712	3,009	1,171	3,386	3,113	2,406	1,803	17,020	10,377	27,397
Niger	1,005	1,032	1,889	2,119	2,051	2,140	1,642	1,513	1,070	1,007	7,657	7,811	15,468
Ogun	12,343	15,653	11,987	13,452	23,112	29,786	34,237	22,349	9,150	15,542	90,829	96,782	187,611
Ondo	8,306	8,067	8,614	8,631	8,244	8,244					25,164	24,942	50,106
Osun	960	1,227	1,474	1,690	1,454	1,693	1,009	1,050	571	608	5,468	6,268	11,736
Oyo	10,687	12,300	11,150	11,929	9,922	10,167	4,461	4,634	1,792	1,862	38,012	40,892	78,904
Plateau	6,654	5,532	5,624	5,833	2,303	2,198	2,211	1,911	2,835	2,203	19,627	17,677	37,304
Rivers	4,757	5,335	5,309	5,615	4,767	5,074	1,934	1,987	811	824	17,578	18,835	36,413
Sokoto	0	0	0	1,076	2,395	1,177	413	801	599	219	3,407	3,273	6,680
Taraba	2,102	1,593	3,928	3,794	4,825	4,844	5,101	4,806	1,165	1,017	17,121	16,054	33,175
Yobe	410	579	3,151	3,336	3,299	3,331	2,892	3,015	625	1,021	10,377	11,282	21,659
Zamfara	445	548	2,589	924	2,041	933	1,829	699	583	735	7,487	3,839	11,326
<b>National</b>	<b>98,802</b>	<b>99,250</b>	<b>195,353</b>	<b>204,512</b>	<b>220,344</b>	<b>232,898</b>	<b>201,415</b>	<b>199,239</b>	<b>60,725</b>	<b>66,891</b>	<b>776,639</b>	<b>802,790</b>	<b>1,579,429</b>

Table 4.13: Enrolment in Public and Private Senior Secondary Schools by State, Age and Gender: 2019/2020

State	Below 15 Years		15 Years		16 Years		17 Years		Above 17 Years		Both		
	Male	Female	Male	Female	Male	Female	Male	Female	Male	Female	Male	Female	Total
Abia	6,564	7,357	14,425	16,197	15,529	17,468	11,917	13,560	4,188	4,830	52,623	59,412	112,035
Adamawa	10,432	9,704	16,680	14,901	15,201	13,451	11,674	10,383	8,128	5,573	62,115	54,012	116,127
Akwa Ibom	0	0	41,127	44,702	37,727	42,091	34,702	35,842	0	0	113,556	122,635	236,191
Anambra	6,712	7,241	15,148	16,883	17,140	20,085	15,120	18,263	9,218	9,497	63,338	71,969	135,307
Bauchi	7,450	6,247	16,212	12,599	22,518	16,605	20,744	13,147	12,241	8,078	79,165	56,676	135,841
Bayelsa	530	686	5,410	6,557	14,425	14,134	4,901	4,386	83	92	25,349	25,855	51,204
Benue	2,201	2,253	6,218	5,205	9,098	8,849	9,890	9,353	6,748	5,231	34,155	30,891	65,046
Borno	4,540	3,970	11,961	9,474	13,949	12,815	13,616	10,407	11,498	7,065	55,564	43,731	99,295
Cross Rivers	7,460	7,668	15,307	14,516	15,655	13,608	14,033	14,611	5,453	5,846	57,908	56,249	114,157
Delta	0	0	26,174	28,044	25,359	27,589	19,098	20,193	0	0	70,631	75,826	146,457
Ebonyi	9,378	8,847	11,864	13,579	10,086	12,171	7,370	6,709	5,759	7,602	44,457	48,908	93,365
Edo	0	0	17,357	21,531	22,989	27,136	21,068	24,031	0	0	61,414	72,698	134,112
Ekiti	3,515	4,407	6,675	7,050	6,737	6,980	4,384	4,959	2,701	2,965	24,012	26,361	50,373
Enugu	2,863	4,792	15,268	19,644	17,569	21,233	15,718	18,959	5,706	6,015	57,124	70,643	127,767
FCT	8,337	11,386	11,557	12,796	11,563	12,378	7,254	8,804	4,700	4,868	43,411	50,232	93,643
Gombe	3,786	3,863	8,723	8,182	13,547	10,734	12,494	8,982	7,430	4,664	45,980	36,425	82,405
Imo	22,551	23,973	82,177	82,828	45,983	47,474	53,753	54,911	20,933	21,826	225,397	231,012	456,409
Jigawa	3,695	2,865	15,333	11,287	21,606	14,039	17,583	12,084	10,230	6,184	68,447	46,459	114,906
Kaduna	7,591	17,526	28,771	29,551	25,318	36,388	21,574	31,872	12,160	24,330	95,414	139,667	235,081
Kano	11,352	9,558	35,214	36,570	56,174	50,004	59,283	50,088	31,693	22,167	193,716	168,387	362,103
Katsina	10,274	8,331	29,688	23,850	40,379	28,677	41,341	27,621	24,675	14,106	146,357	102,585	248,942
Kebbi	4,125	3,286	11,641	8,732	16,007	10,810	15,254	8,833	12,871	7,582	59,898	39,243	99,141
Kogi	2,948	3,042	9,082	11,300	10,993	13,187	10,114	12,218	4,423	3,481	37,560	43,228	80,788
Kwara	7,694	7,619	11,764	12,037	10,890	10,956	11,067	9,265	10,240	9,824	51,655	49,701	101,356
Lagos	35,096	36,113	47,965	55,214	71,505	78,035	53,596	49,563	17,856	18,028	226,018	236,953	462,971
Nasarawa	4,512	2,360	15,899	10,982	11,184	6,629	11,776	8,688	4,621	3,147	47,992	31,806	79,798
Niger	9,891	9,158	22,610	18,135	28,756	22,623	24,766	17,027	18,517	12,421	104,540	79,364	183,904
Ogun	23,219	27,307	35,441	36,563	37,987	45,218	56,579	45,772	41,218	46,208	194,444	201,068	395,512
Ondo	25,354	26,093	26,313	26,653	21,623	21,976	1,900	1,904	0	0	75,190	76,626	151,816
Osun	6,458	7,653	7,714	8,591	11,980	12,518	8,488	8,686	4,616	4,434	39,256	41,882	81,138
Oyo	26,152	28,970	35,157	37,462	37,418	39,388	25,202	25,391	15,278	14,589	139,207	145,800	285,007
Plateau	8,903	7,801	10,388	10,074	8,406	7,317	7,663	6,315	6,927	5,316	42,287	36,823	79,110
Rivers	19,368	22,734	25,425	28,851	25,931	28,271	17,549	18,710	9,524	10,032	97,797	108,598	206,395
Sokoto	3,119	2,706	20,325	12,871	16,764	8,942	17,098	10,173	599	219	57,905	34,911	92,816
Taraba	4,888	5,269	9,164	8,499	10,453	8,625	10,834	9,719	5,126	2,660	40,465	34,772	75,237
Yobe	2,852	644	10,856	8,598	12,638	7,524	10,098	5,034	4,027	4,082	40,471	25,882	66,353
Zamfara	3,725	3,159	10,500	6,439	13,472	8,235	13,550	5,361	9,810	4,785	51,057	27,979	79,036
<b>National</b>	<b>317,535</b>	<b>334,588</b>	<b>741,533</b>	<b>736,947</b>	<b>804,559</b>	<b>784,163</b>	<b>713,051</b>	<b>641,824</b>	<b>349,197</b>	<b>307,747</b>	<b>2,925,875</b>	<b>2,805,269</b>	<b>5,731,144</b>

## 4.2.6 Enrolment in Public Senior Secondary Schools by State, Class and Gender

Tables 4.14, 4.15 and 4.16 present statistics of enrolment by state, class and gender for public, private, and combined public and private Senior Secondary Schools respectively

Table 4.14: Enrolment in Public Senior Secondary Schools by State, Class and Gender: 2019/2020

State	SS1			SS2			SS3			Both		
	Male	Female	Total	Male	Female	Total	Male	Female	Total	Male	Female	Total
Abia	6,425	8,694	15,119	6,999	8,649	15,648	6,030	8,149	14,179	19,454	25,492	44,946
Adamawa	12,783	11,090	23,873	14,826	13,867	28,693	12,508	11,318	23,826	40,117	36,275	76,392
Akwa Ibom	29,392	32,010	61,402	26,006	29,353	55,359	21,054	22,867	43,921	76,452	84,230	160,682
Anambra	12,259	13,163	25,422	9,864	11,299	21,163	8,641	10,030	18,671	30,764	34,492	65,256
Bauchi	21,537	14,266	35,803	21,313	14,322	35,635	21,161	12,727	33,888	64,011	41,315	105,326
Bayelsa	3,836	3,799	7,635	6,596	6,409	13,005	8,203	7,869	16,072	18,635	18,077	36,712
Benue	4,064	3,321	7,385	4,035	3,321	7,356	3,884	3,234	7,118	11,983	9,876	21,859
Borno	15,858	12,042	27,900	14,895	11,934	26,829	14,884	10,291	25,175	45,637	34,267	79,904
Cross Rivers	10,546	10,014	20,560	10,047	9,022	19,069	10,731	11,251	21,982	31,324	30,287	61,611
Delta	20,067	21,215	41,282	19,149	20,771	39,920	13,495	13,904	27,399	52,711	55,890	108,601
Ebonyi	12,763	16,334	29,097	13,641	13,285	26,926	6,581	6,840	13,421	32,985	36,459	69,444
Edo	9,463	12,112	21,575	9,477	13,843	23,320	7,590	9,914	17,504	26,530	35,869	62,399
Ekiti	9,078	9,615	18,693	5,897	5,741	11,638	6,160	6,259	12,419	21,135	21,615	42,750
Enugu	10,847	13,609	24,456	8,944	11,563	20,507	8,952	12,159	21,111	28,743	37,331	66,074
FCT	17,471	19,198	36,669	14,597	16,894	31,491	7,860	9,647	17,507	39,928	45,739	85,667
Gombe	12,933	9,964	22,897	12,887	9,502	22,389	9,542	7,198	16,740	35,362	26,664	62,026
Imo	60,615	62,020	122,635	60,116	62,169	122,285	60,097	61,576	121,673	180,828	185,765	366,593
Jigawa	26,687	17,621	44,308	21,884	15,221	37,105	18,871	12,612	31,483	67,442	45,454	112,896
Kaduna	28,889	42,886	71,775	28,900	41,499	70,399	19,681	37,529	57,210	77,470	121,914	199,384
Kano	62,994	54,837	117,831	56,509	47,096	103,605	53,740	41,849	95,589	173,243	143,782	317,025
Katsina	48,151	33,151	81,302	42,111	28,927	71,038	39,329	25,334	64,663	129,591	87,412	217,003
Kebbi	19,516	14,001	33,517	20,577	12,488	33,065	16,057	9,404	25,461	56,150	35,893	92,043
Kogi	7,836	6,814	14,650	7,402	6,437	13,839	7,900	7,062	14,962	23,138	20,313	43,451
Kwara	14,683	14,173	28,856	15,194	14,810	30,004	13,491	12,635	26,126	43,368	41,618	84,986
Lagos	69,138	68,583	137,721	50,737	55,977	106,714	31,496	34,411	65,907	151,371	158,971	310,342
Nasarawa	13,865	11,026	24,891	7,764	4,916	12,680	9,343	5,487	14,830	30,972	21,429	52,401
Niger	32,365	25,012	57,377	33,961	25,150	59,111	30,557	21,391	51,948	96,883	71,553	168,436
Ogun	35,319	36,214	71,533	37,647	36,065	73,712	30,649	32,007	62,656	103,615	104,286	207,901
Ondo	17,823	18,791	36,614	18,284	18,621	36,905	13,919	14,272	28,191	50,026	51,684	101,710
Osun	12,587	13,650	26,237	12,453	12,989	25,442	8,748	8,975	17,723	33,788	35,614	69,402
Oyo	37,346	37,862	75,208	34,905	36,695	71,600	28,944	30,351	59,295	101,195	104,908	206,103
Platea	8,394	7,086	15,480	7,666	6,488	14,154	6,600	5,572	12,172	22,660	19,146	41,806
Rivers	27,666	31,311	58,977	26,303	29,841	56,144	26,250	28,611	54,861	80,219	89,763	169,982
Sokoto	18,507	11,028	29,535	18,920	11,063	29,983	17,071	9,547	26,618	54,498	31,638	86,136
Taraba	6,769	5,330	12,099	8,737	7,075	15,812	7,838	6,313	14,151	23,344	18,718	42,062
Yobe	11,225	5,682	16,907	10,892	4,659	15,551	7,977	4,259	12,236	30,094	14,600	44,694
Zamfara	15,554	8,645	24,199	14,295	8,180	22,475	13,721	7,315	21,036	43,570	24,140	67,710
National	785,251	736,169	1,521,420	734,430	686,141	1,420,571	629,555	580,169	1,209,724	2,149,236	2,002,479	4,151,715

Table 4.15: Enrolment in Private Senior Secondary Schools by State, Class and Gender: 2019/2020

State	SS1			SS2			SS3			Both		
	Male	Female	Total	Male	Female	Total	Male	Female	Total	Male	Female	Total
Abia	11,973	11,962	23,935	10,731	11,067	21,798	10,465	10,891	21,356	33,169	33,920	67,089
Adamawa	8,010	6,472	14,482	7,674	6,105	13,779	6,314	5,160	11,474	21,998	17,737	39,735
Akwa Ibom	11,735	12,692	24,427	11,721	12,738	24,459	13,648	12,975	26,623	37,104	38,405	75,509
Anambra	10,175	11,518	21,693	11,211	12,908	24,119	11,188	13,051	24,239	32,574	37,477	70,051
Bauchi	5,623	5,837	11,460	5,062	5,130	10,192	4,469	4,394	8,863	15,154	15,361	30,515
Bayelsa	3,295	4,181	7,476	2,389	2,488	4,877	1,030	1,109	2,139	6,714	7,778	14,492
Benue	7,673	7,268	14,941	7,385	7,029	14,414	7,114	6,718	13,832	22,172	21,015	43,187
Borno	3,789	3,762	7,551	3,339	3,181	6,520	2,799	2,521	5,320	9,927	9,464	19,391
Cross Rivers	8,321	7,884	16,205	8,264	7,518	15,782	9,999	10,560	20,559	26,584	25,962	52,546
Delta	6,107	6,829	12,936	6,210	6,818	13,028	5,603	6,289	11,892	17,920	19,936	37,856
Ebonyi	3,925	4,546	8,471	3,871	4,032	7,903	3,676	3,871	7,547	11,472	12,449	23,921
Edo	7,894	9,419	17,313	13,512	13,293	26,805	13,478	14,117	27,595	34,884	36,829	71,713
Ekiti	1,588	2,384	3,972	662	797	1,459	627	1,565	2,192	2,877	4,746	7,623
Enugu	9,970	11,502	21,472	9,478	10,984	20,462	8,933	10,826	19,759	28,381	33,312	61,693
FCT	1,340	1,719	3,059	1,115	1,475	2,590	1,028	1,299	2,327	3,483	4,493	7,976
Gombe	3,625	3,383	7,008	3,678	3,370	7,048	3,315	3,008	6,323	10,618	9,761	20,379
Imo	14,789	14,901	29,690	15,191	15,185	30,376	14,589	15,161	29,750	44,569	45,247	89,816
Jigawa	346	349	695	352	329	681	307	327	634	1,005	1,005	2,010
Kaduna	6,702	6,766	13,468	6,123	5,987	12,110	5,119	5,000	10,119	17,944	17,753	35,697
Kano	8,022	9,526	17,548	6,868	8,041	14,909	5,583	7,038	12,621	20,473	24,605	45,078
Katsina	6,469	6,257	12,726	5,622	4,958	10,580	4,675	3,958	8,633	16,766	15,173	31,939
Kebbi	1,472	1,302	2,774	1,299	1,091	2,390	977	957	1,934	3,748	3,350	7,098
Kogi	4,932	6,114	11,046	4,823	7,860	12,683	4,668	8,941	13,609	14,422	22,915	37,337
Kwara	3,709	3,617	7,326	2,489	2,425	4,914	2,089	2,041	4,130	8,287	8,083	16,370
Lagos	25,320	26,373	51,693	24,926	26,583	51,509	24,401	25,026	49,427	74,647	77,982	152,629
Nasarawa	7,211	7,152	14,363	6,021	1,432	7,453	3,788	1,793	5,581	17,020	10,377	27,397
Niger	3,017	3,036	6,053	2,618	2,681	5,299	2,022	2,094	4,116	7,657	7,811	15,468
Ogun	26,013	27,452	53,465	29,022	30,880	59,902	35,794	38,450	74,244	90,829	96,782	187,611
Ondo	8,306	8,067	16,373	8,614	8,631	17,245	8,244	8,244	16,488	25,164	24,942	50,106
Osun	2,016	2,244	4,260	1,853	2,095	3,948	1,599	1,929	3,528	5,468	6,268	11,736
Oyo	12,663	13,661	26,324	12,782	13,777	26,559	12,567	13,454	26,021	38,012	40,892	78,904
Platea	7,398	6,581	13,979	6,679	5,988	12,667	5,550	5,108	10,658	19,627	17,677	37,304
Rivers	6,557	6,924	13,481	5,771	6,291	12,062	5,250	5,620	10,870	17,578	18,835	36,413
Sokoto	1,470	1,406	2,876	1,175	1,155	2,330	762	712	1,474	3,407	3,273	6,680
Taraba	5,801	5,337	11,138	6,024	5,685	11,709	5,296	5,032	10,328	17,121	16,054	33,175
Yobe	3,715	4,222	7,937	3,466	3,792	7,258	3,196	3,268	6,464	10,377	11,282	21,659
Zamfara	1,514	1,780	3,294	3,655	1,167	4,822	2,318	892	3,210	7,487	3,839	11,326
<b>National</b>	<b>262,485</b>	<b>274,425</b>	<b>536,910</b>	<b>261,675</b>	<b>264,966</b>	<b>526,641</b>	<b>252,480</b>	<b>263,399</b>	<b>515,879</b>	<b>776,639</b>	<b>802,790</b>	<b>1,579,429</b>

Table 4.16: Enrolment in Public and Private Senior Secondary Schools by State, Class and Gender: 2019/2020

State	SS1			SS2			SS3			Both		
	Male	Female	Total	Male	Female	Total	Male	Female	Total	Male	Female	Total
Abia	18,398	20,656	39,054	17,730	19,716	37,446	16,495	19,040	35,535	52,623	59,412	112,035
Adamawa	20,793	17,562	38,355	22,500	19,972	42,472	18,822	16,478	35,300	62,115	54,012	116,127
Akwa Ibom	41,127	44,702	85,829	37,727	42,091	79,818	34,702	35,842	70,544	113,556	122,635	236,191
Anambra	22,434	24,681	47,115	21,075	24,207	45,282	19,829	23,081	42,910	63,338	71,969	135,307
Bauchi	27,160	20,103	47,263	26,375	19,452	45,827	25,630	17,121	42,751	79,165	56,676	135,841
Bayelsa	7,131	7,980	15,111	8,985	8,897	17,882	9,233	8,978	18,211	25,349	25,855	51,204
Benue	11,737	10,589	22,326	11,420	10,350	21,770	10,998	9,952	20,950	34,155	30,891	65,046
Borno	19,647	15,804	35,451	18,234	15,115	33,349	17,683	12,812	30,495	55,564	43,731	99,295
Cross Rivers	18,867	17,898	36,765	18,311	16,540	34,851	20,730	21,811	42,541	57,908	56,249	114,157
Delta	26,174	28,044	54,218	25,359	27,589	52,948	19,098	20,193	39,291	70,631	75,826	146,457
Ebonyi	16,688	20,880	37,568	17,512	17,317	34,829	10,257	10,711	20,968	44,457	48,908	93,365
Edo	17,357	21,531	38,888	22,989	27,136	50,125	21,068	24,031	45,099	61,414	72,698	134,112
Ekiti	10,666	11,999	22,665	6,559	6,538	13,097	6,787	7,824	14,611	24,012	26,361	50,373
Enugu	20,817	25,111	45,928	18,422	22,547	40,969	17,885	22,985	40,870	57,124	70,643	127,767
FCT	18,811	20,917	39,728	15,712	18,369	34,081	8,888	10,946	19,834	43,411	50,232	93,643
Gombe	16,558	13,347	29,905	16,565	12,872	29,437	12,857	10,206	23,063	45,980	36,425	82,405
Imo	75,404	76,921	152,325	75,307	77,354	152,661	74,686	76,737	151,423	225,397	231,012	456,409
Jigawa	27,033	17,970	45,003	22,236	15,550	37,786	19,178	12,939	32,117	68,447	46,459	114,906
Kaduna	35,591	49,652	85,243	35,023	47,486	82,509	24,800	42,529	67,329	95,414	139,667	235,081
Kano	71,016	64,363	135,379	63,377	55,137	118,514	59,323	48,887	108,210	193,716	168,387	362,103
Katsina	54,620	39,408	94,028	47,733	33,885	81,618	44,004	29,292	73,296	146,357	102,585	248,942
Kebbi	20,988	15,303	36,291	21,876	13,579	35,455	17,034	10,361	27,395	59,898	39,243	99,141
Kogi	12,768	12,928	25,696	12,225	14,297	26,522	12,568	16,003	28,571	37,560	43,228	80,788
Kwara	18,392	17,790	36,182	17,683	17,235	34,918	15,580	14,676	30,256	51,655	49,701	101,356
Lagos	94,458	94,956	189,414	75,663	82,560	158,223	55,897	59,437	115,334	226,018	236,953	462,971
Nasarawa	21,076	18,178	39,254	13,785	6,348	20,133	13,131	7,280	20,411	47,992	31,806	79,798
Niger	35,382	28,048	63,430	36,579	27,831	64,410	32,579	23,485	56,064	104,540	79,364	183,904
Ogun	61,332	63,666	124,998	66,669	66,945	133,614	66,443	70,457	136,900	194,444	201,068	395,512
Ondo	26,129	26,858	52,987	26,898	27,252	54,150	22,163	22,516	44,679	75,190	76,626	151,816
Osun	14,603	15,894	30,497	14,306	15,084	29,390	10,347	10,904	21,251	39,256	41,882	81,138
Oyo	50,009	51,523	101,532	47,687	50,472	98,159	41,511	43,805	85,316	139,207	145,800	285,007
Platea	15,792	13,667	29,459	14,345	12,476	26,821	12,150	10,680	22,830	42,287	36,823	79,110
Rivers	34,223	38,235	72,458	32,074	36,132	68,206	31,500	34,231	65,731	97,797	108,598	206,395
Sokoto	19,977	12,434	32,411	20,095	12,218	32,313	17,833	10,259	28,092	57,905	34,911	92,816
Taraba	12,570	10,667	23,237	14,761	12,760	27,521	13,134	11,345	24,479	40,465	34,772	75,237
Yobe	14,940	9,904	24,844	14,358	8,451	22,809	11,173	7,527	18,700	40,471	25,882	66,353
Zamfara	17,068	10,425	27,493	17,950	9,347	27,297	16,039	8,207	24,246	51,057	27,979	79,036
National	1,047,736	1,010,594	2,058,330	996,105	951,107	1,947,212	882,035	843,568	1,725,603	2,925,875	2,805,269	5,731,144

### 4.3 Statistics of Teachers

#### 4.3.1 Summary of Senior Secondary Schools Teachers

**Table 4.17** provides statistics on the number of all teachers and qualified teachers for five academic years, 2015/2016 to 2019/2020, while Figure 4.4 charts the trend for the five academic years.

**Table 4.17: National Summary of Senior Secondary Schools Teachers Qualified Teachers by Year and Gender:2015/2016 - 2019/2020**

Year	All Teachers			Qualified Teachers		
	Male	Female	Total	Male	Female	Total
2015/2016	80416	56452	136868	68553	49440	117993
2016/2017	100365	74255	174255	66463	48546	115009
2017/2018	205542	188160	393702	124939	101633	226572
2018/2019	237,210	239,519	476,729	158,174	161,348	319,522
2019/2020	221,622	230,379	452,001	172,996	170,792	343,788

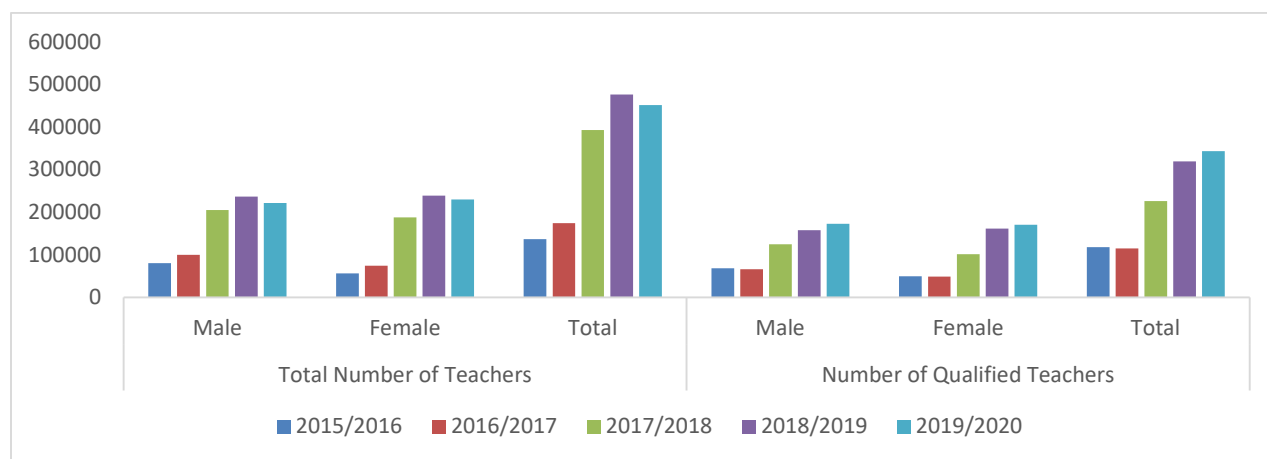


Fig 4.4: Number of Teachers in Public and Private Senior Secondary Schools by Gender:2015/2016 - 2019/2020

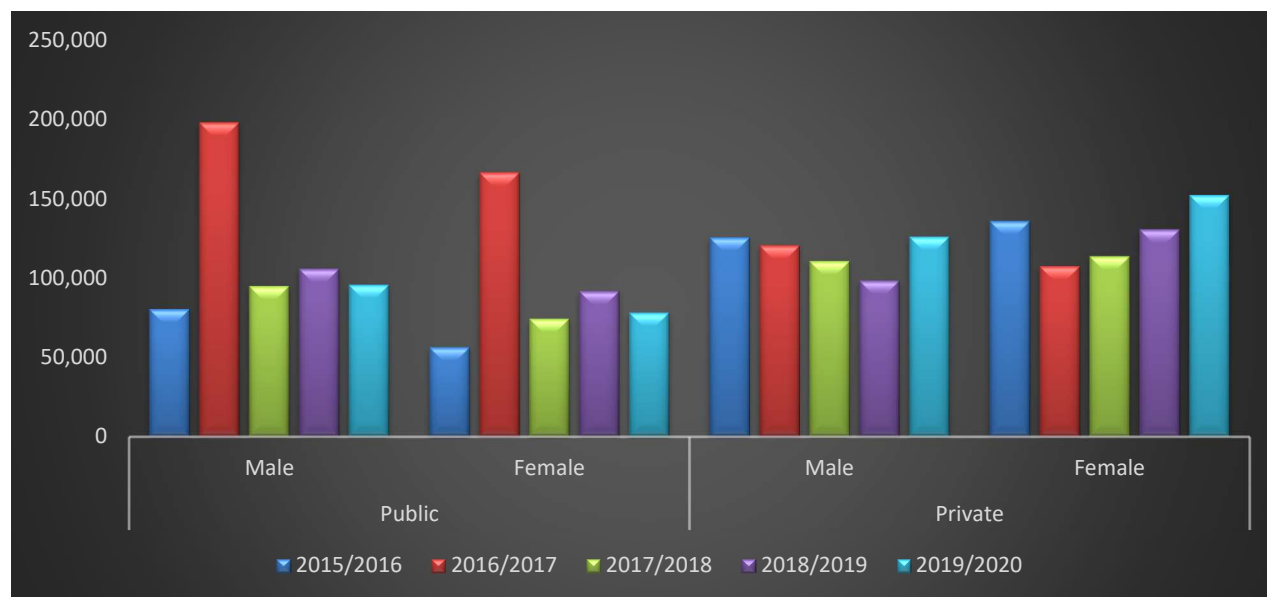


Fig 4.4a: Number of Teachers in Public and Private Senior Secondary Schools by Gender:2015/2016 - 2019/2020



**4.3.2 Number of Teachers and Qualified Teachers in Public Senior Secondary Schools**  
**Tables 4.18** and figure 4.5 represents the statistics of qualified teachers as a function of the overall number of teachers in public, private and combined Senior Secondary Schools respectively by state and gender.

Table 4.18: Number of Teachers and Qualified Teachers in Public Senior Secondary Schools by State and Gender: 2019/2020

State	Total Number of Teachers			Number of Qualified Teachers		
	Male	Female	Total	Male	Female	Total
Abia	508	1,068	1,576	508	1,028	1,536
Adamawa	4,611	1,785	6,396	2,538	625	3,163
Akwa Ibom	3,353	3,822	7,175	3,353	3,822	7,175
Anambra	655	3,720	4,375	548	3,074	3,622
Bauchi	3,059	1,110	4,169	2,522	971	3,493
Bayelsa	225	154	379	47	31	78
Benue	1,064	227	1,291	275	100	375
Borno			0			0
Cross Rivers	10,031	3,309	13,340	4,178	1,155	5,333
Delta	2,762	5,432	8,194	2,762	5,432	8,194
Ebonyi	2,950	4,688	7,638	2,280	3,150	5,430
Edo	963	687	1,650	935	652	1,587
Ekiti	3,526	5,945	9,471	605	494	1,099
Enugu	1,280	3,147	4,427	1,239	3,090	4,329
FCT	2,219	2,965	5,184	1,992	2,722	4,714
Gombe	1,937	897	2,834	1,526	725	2,251
Imo	921	2,063	2,984	870	2,030	2,900
Jigawa	2,343	213	2,556	2,201	176	2,377
Kaduna	2,436	1,542	3,978	1,825	1,023	2,848
Kano	3,045	341	3,386	2,958	318	3,276
Katsina	3,997	808	4,805	2,744	574	3,318
Kebbi	1,335	391	1,726	1,096	321	1,417
Kogi	2,144	1,248	3,392	1,730	1,049	2,779
Kwara	3,764	3,663	7,427	2,906	2,804	5,710
Lagos	3,917	5,261	9,178	3,835	5,213	9,048
Nasarawa	1,900	1,050	2,950	1,682	950	2,632
Niger	0	0	0	0	0	0
Ogun	2,200	1,487	3,687	1,867	1,007	2,874
Ondo	3,970	3,379	7,349	3,970	3,379	7,349
Osun	1,238	1,547	2,785	1,118	1,386	2,504
Oyo	4,261	4,559	8,820	4,261	4,559	8,820
Platea	2,609	1,160	3,769	2,311	1,070	3,381
Rivers	3,471	3,179	6,650	2,343	2,000	4,343
Sokoto	1,944	570	2,514	1,885	559	2,444
Taraba	7,990	5,927	13,917	1,715	492	2,207
Yobe	1,216	254	1,470	939	198	1,137
Zamfara	1,844	517	2,361	1,661	488	2,149
<b>National</b>	<b>95,688</b>	<b>78,115</b>	<b>173,803</b>	<b>69,225</b>	<b>56,667</b>	<b>125,892</b>

### 4.3.3 Number of Teachers and Qualified Teachers in Private Senior Secondary Schools

Tables 4.19, 4.20 and 4.21 represents the statistics of qualified teachers in public, private and combined Senior Secondary Schools respectively by state and gender

Table 4.19: Number of Teachers in Private Senior Secondary Schools by State and Gender: 2019/2020

State	Total Number of Teachers			Number of Qualified Teachers		
	Male	Female	Total	Male	Female	Total
Abia	2,916	3,538	6,454	2,154	2,654	4,808
Adamawa	2,468	1,303	3,771	1,385	425	1,810
Akwa Ibom	2,849	3,174	6,023	2,849	3,174	6,023
Anambra	3,086	4,409	7,495	2,082	2,955	5,037
Bauchi	1,721	1,011	2,732	1,550	738	2,288
Bayelsa	481	407	888	28	383	411
Benue	2,054	641	2,695	742	251	993
Borno*	9,079	2,903	11,982	3,710	820	4,530
Cross Rivers	9,079	2,903	11,982	3,710	820	4,530
Delta	2,242	2,429	4,671	2,242	2,429	4,671
Ebonyi	2,301	1,641	3,942	2,052	1,517	3,569
Edo	5,322	4,341	9,663	4,324	3,689	8,013
Ekiti	454	703	1,157	1,278	1,200	2,478
Enugu	2,184	4,147	6,331	1,684	2,880	4,564
FCT	134	57	191	76	43	119
Gombe	4,651	3,025	7,676	4,000	2,447	6,447
Imo	2,521	2,600	5,121	2,521	2,600	5,121
Jigawa			0			0
Kaduna	2,459	1,285	3,744	1,575	899	2,474
Kano	1,770	1,061	2,831	1,207	785	1,992
Katsina	1,470	487	1,957	1,038	339	1,377
Kebbi			0			0
Kogi	2,413	1,494	3,907	1,317	965	2,282
Kwara	3,304	4,014	7,318	3,041	3,546	6,587
Lagos	12,529	43,733	56,262	10,178	24,450	34,628
Nasarawa	4,285	1,895	6,180	3,796	1,706	5,502
Niger			0			0
Ogun	5,026	5,779	10,805	4,092	5,268	9,360
Ondo	1,453	1,389	2,842	1,453	1,389	2,842
Osun	752	594	1,346	409	404	813
Oyo	19,633	38,787	58,420	24,637	35,383	60,020
Plateau	3,219	1,169	4,388	2,608	1,003	3,611
Rivers	4,303	4,787	9,090	2,600	2,953	5,553
Sokoto	960	900	1,860	2,496	2,307	4,803
Taraba	4,468	2,489	6,957	3,503	1,333	4,836
Yobe	1,987	1,697	3,684	1,645	1,267	2,912
Zamfara	2,361	1,472	3,833	1,789	1,103	2,892
<b>National</b>	<b>125,934</b>	<b>152,264</b>	<b>278,198</b>	<b>103,771</b>	<b>114,125</b>	<b>217,896</b>

\* = 2018 Data

Table 4.21: Number of Teachers in Public and Private Senior Secondary Schools by State and Gender: 2020/2021

State	Total Number of Teachers			Number of Qualified Teachers		
	Male	Female	Total	Male	Female	Total
Abia	3,424	4,606	8,030	2,662	3,682	6,344
Adamawa	7,079	3,088	10,167	3,923	1,050	4,973
Akwa Ibom	6,202	6,996	13,198	6,202	6,996	13,198
Anambra	3,741	8,129	11,870	2,630	6,029	8,659
Bauchi	4,780	2,121	6,901	4,072	1,709	5,781
Bayelsa	706	561	1,267	75	414	489
Benue	3,118	868	3,986	1,017	351	1,368
Borno	9,079	2,903	11,982	3,710	820	4,530
Cross Rivers	19,110	6,212	25,322	7,888	1,975	9,863
Delta	5,004	7,861	12,865	5,004	7,861	12,865
Ebonyi	5,251	6,329	11,580	4,332	4,667	8,999
Edo	6,285	5,028	11,313	5,259	4,341	9,600
Ekiti	3,980	6,648	10,628	1,883	1,694	3,577
Enugu	3,464	7,294	10,758	2,923	5,970	8,893
FCT	2,353	3,022	5,375	2,068	2,765	4,833
Gombe	6,588	3,922	10,510	5,526	3,172	8,698
Imo	3,442	4,663	8,105	3,391	4,630	8,021
Jigawa	2,343	213	2,556	2,201	176	2,377
Kaduna	4,895	2,827	7,722	3,400	1,922	5,322
Kano	4,815	1,402	6,217	4,165	1,103	5,268
Katsina	5,467	1,295	6,762	3,782	913	4,695
Kebbi	1,335	391	1,726	1,096	321	1,417
Kogi	4,557	2,742	7,299	3,047	2,014	5,061
Kwara	7,068	7,677	14,745	5,947	6,350	12,297
Lagos	16,446	48,994	65,440	14,013	29,663	43,676
Nasarawa	6,185	2,945	9,130	5,478	2,656	8,134
Niger	0	0	0	0	0	0
Ogun	7,226	7,266	14,492	5,959	6,275	12,234
Ondo	5,423	4,768	10,191	5,423	4,768	10,191
Osun	1,990	2,141	4,131	1,527	1,790	3,317
Oyo	23,894	43,346	67,240	28,898	39,942	68,840
Plateau	5,828	2,329	8,157	4,919	2,073	6,992
Rivers	7,774	7,966	15,740	4,943	4,953	9,896
Sokoto	2,904	1,470	4,374	4,381	2,866	7,247
Taraba	12,458	8,416	20,874	5,218	1,825	7,043
Yobe	3,203	1,951	5,154	2,584	1,465	4,049
Zamfara	4,205	1,989	6,194	3,450	1,591	5,041
<b>National</b>	<b>221,622</b>	<b>230,379</b>	<b>452,001</b>	<b>172,996</b>	<b>170,792</b>	<b>343,788</b>

## 4.4 Facilities

### 4.4.1 Number and Condition of Classrooms in Public, Private and combined Senior Secondary

## Schools by State

**Table 4.22** presents the statistics on number of classrooms in public, private and combined Senior Secondary Schools and their conditions, whether good or bad, by state

Table 4.22: Number of Classrooms in Senior Secondary Schools by State, Sector and Condition: 2019/2020

State	Public			Private			Both		
	Good	Bad	Total	Good	Bad	Total	Good	Bad	Total
Abia	588	834	1,422	2,779	470	3,249	3,367	1,304	4,671
Adamawa	1,836	497	2,333	1,169	152	1,321	3,005	649	3,654
Akwa-Ibom	2,867	1,746	4,613	2,213	417	2,630	5,080	2,163	7,243
Anambra	3,154	184	3,338	7,582	166	7,748	10,736	350	11,086
Bauchi	1,489	141	1,630	1,132	566	1,698	2,621	707	3,328
Bayelsa	523	205	728	440	386	826	963	591	1,554
Benue	1,052	96	1,148	2,255	127	2,382	3,307	223	3,530
Borno			0			0	0	0	0
Cross River	2,648	805	3,453	2,360	682	3,042	5,008	1,487	6,495
Delta	20,067	1,698	21,765	4,024	149	4,173	24,091	1,847	25,938
Ebonyi	1,575	598	2,173	5,177	598	5,775	6,752	1,196	7,948
Edo	1,051	969	2,020	3,235	98	3,333	4,286	1,067	5,353
Ekiti	292	1,233	1,525	1	21	22	293	1,254	1,547
Enugu	2,288	856	3,144	4,285	352	4,637	6,573	1,208	7,781
FCT	1,170	418	1,588	2,302	48	2,350	3,472	466	3,938
Gombe	1,208	390	1,598	1,240	459	1,699	2,448	849	3,297
Imo	6,612	1,560	8,172	2,252	315	2,567	8,864	1,875	10,739
Jigawa	178	1,528	1,706			0	178	1,528	1,706
Kaduna	2,172	90	2,262	9,826	783	10,609	11,998	873	12,871
Kano	5,694	88	5,782	398	7	405	6,092	95	6,187
Katsina	3,091	100	3,191	2,291	12	2,303	5,382	112	5,494
Kebbi	193	321	514			0	193	321	514
Kogi	1,118	955	2,073	5,195	357	5,552	6,313	1,312	7,625
Kwara	2,371	107	2,478	898	0	898	3,269	107	3,376
Lagos	2,089	39	2,128	23,600	200	23,800	25,689	239	25,928
Nasarawa	1,005	184	1,189	2,149	459	2,608	3,154	643	3,797
Niger	385	601	986			0	385	601	986
Ogun	4,912	3,006	7,918	13,983	4,944	18,927	18,895	7,950	26,845
Ondo	2,554	1,386	3,940	3,052	316	3,368	5,606	1,702	7,308
Osun	2,714	1,176	3,890	1,172	142	1,314	3,886	1,318	5,204
Oyo	4,772	128	4,900			0	4,772	128	4,900
Plateau	725	97	822	3,459	167	3,626	4,184	264	4,448
Rivers	1,496	535	2,031	6,212	381	6,593	7,708	916	8,624
Sokoto	661	249	910	2,907	12	2,919	3,568	261	3,829
Taraba	250	463	713			0	250	463	713
Yobe	610	79	689	1,542	221	1,763	2,152	300	2,452
Zamfara	77	192	269	2,313	0	2,313	2,390	192	2,582
<b>National</b>	<b>85,487</b>	<b>23,554</b>	<b>109,041</b>	<b>121,443</b>	<b>13,007</b>	<b>134,450</b>	<b>206,930</b>	<b>36,561</b>	<b>243,491</b>

#### 4.4.2 Number of Toilets in Public, private and combined Senior Secondary Schools by State, Usage and Sex

Tables 4.23, 4.24 and 4.25 shows information on the number of toilets available for learners and teachers in public, private and combined Senior Secondary Schools respectively.

Table 4.23: Number of Toilets in Public Senior Secondary Schools by State, Usage and Gender: 2019/2020

State	Students			Teachers			Both		
	Male	Female	Total	Male	Female	Total	Male	Female	Total
Abia	243	246	489	250	251	501	493	497	990
Adamawa	492	341	833	816	379	1,195	1,308	720	2,028
Akwa Ibom	619	619	1,238	489	511	1,000	1,108	1,130	2,238
Anambra	880	1,072	1,952	253	411	664	1,133	1,483	2,616
Bauchi							0	0	0
Bayelsa	260	268	528	207	210	417	467	478	945
Benue	472	397	869	249	248	497	721	645	1,366
Borno	152	175	327	45	71	116	197	246	443
Cross Rivers	633	635	1,268	322	322	644	955	957	1,912
Delta	651	693	1,344	515	595	1,110	1,166	1,288	2,454
Ebonyi			0			0	0	0	0
Edo	88	60	148	48	54	102	136	114	250
Ekiti	149	187	336	139	144	283	288	331	619
Enugu	0	0	0	0	0	0	0	0	0
FCT	718	818	1,536	289	249	538	1,007	1,067	2,074
Gombe	329	346	675	171	121	292	500	467	967
Imo	926	926	1,852	167	911	1,078	1,093	1,837	2,930
Jigawa	667	866	1,533	567	0	567	1,234	866	2,100
Kaduna	424	448	872	33	27	60	457	475	932
Kano			0			0	0	0	0
Katsina	1,515	1,486	3,001	521	153	674	2,036	1,639	3,675
Kebbi	802	581	1,383	324	147	471	1,126	728	1,854
Kogi			0			0	0	0	0
Kwara	180	268	448	187	194	381	367	462	829
Lagos	1,611	1,734	3,345	911	980	1,891	2,522	2,714	5,236
Nasarawa	111	177	288	52	158	210	163	335	498
Niger	394	273	667	187	165	352	581	438	1,019
Ogun	564	592	1,156	330	343	673	894	935	1,829
Ondo			0			0	0	0	0
Osun			0			0	0	0	0
Oyo	554	589	1,143	440	460	900	994	1,049	2,043
Platea	370	349	719	227	232	459	597	581	1,178
Rivers	330	282	612	163	195	358	493	477	970
Sokoto	0	0	0	0	0	0	0	0	0
Taraba	173	257	430	112	49	161	285	306	591
Yobe	187	177	364	66	10	76	253	187	440
Zamfara	320	234	554	137	103	240	457	337	794
<b>National</b>	<b>14,814</b>	<b>15,096</b>	<b>29,910</b>	<b>8,217</b>	<b>7,693</b>	<b>15,910</b>	<b>23,031</b>	<b>22,789</b>	<b>45,820</b>

Table 4.24: Number of Toilets in Private Senior Secondary Schools by State and Gender: 2019/2020

State	Students			Teachers			Both		
	Male	Female	Total	Male	Female	Total	Male	Female	Total
Abia	1,323	1,279	2,602	764	823	1,587	2,087	2,102	4,189
Adamawa	252	126	378	268	117	385	520	243	763
Akwa Ibom	872	965	1,837	475	478	953	1,347	1,443	2,790
Anambra	2,324	2,152	4,476	1,358	1,267	2,625	3,682	3,419	7,101
Bauchi			0			0	0	0	0
Bayelsa	298	290	588	159	195	354	457	485	942
Benue	1,211	1,097	2,308	744	720	1,464	1,955	1,817	3,772
Borno			0			0	0	0	0
Cross Rivers	805	805	1,610	804	804	1,608	1,609	1,609	3,218
Delta	1,668	1,524	3,192	1,131	1,205	2,336	2,799	2,729	5,528
Ebonyi			0			0	0	0	0
Edo	260	222	482	184	205	389	444	427	871
Ekiti	539	664	1,203	356	266	622	895	930	1,825
Enugu	0	0	0	0	0	0	0	0	0
FCT	367	526	893	155	177	332	522	703	1,225
Gombe	517	532	1,049	228	183	411	745	715	1,460
Imo	162	899	1,061	443	461	904	605	1,360	1,965
Jigawa	0	0	0	0	0	0	0	0	0
Kaduna	868	884	1,752	370	372	742	1,238	1,256	2,494
Kano			0			0	0	0	0
Katsina	658	697	1,355	300	221	521	958	918	1,876
Kebbi			0			0	0	0	0
Kogi	2	2	4	1	0	1	3	2	5
Kwara	692	718	1,410	301	304	605	993	1,022	2,015
Lagos			0			0	0	0	0
Nasarawa	313	314	627	188	188	376	501	502	1,003
Niger	531	596	1,127	251	257	508	782	853	1,635
Ogun	5,688	5,822	11,510	2,305	2,550	4,855	7,993	8,372	16,365
Ondo			0			0	0	0	0
Osun			0			0	0	0	0
Oyo	1,043	1,066	2,109	501	494	995	1,544	1,560	3,104
Plateau	350	350	700	177	197	374	527	547	1,074
Rivers	1,960	1,965	3,925	865	1,119	1,984	2,825	3,084	5,909
Sokoto	0	0	0	0	0	0	0	0	0
Taraba	604	651	1,255	282	199	481	886	850	1,736
Yobe	86	15	101	107	2	109	193	17	210
Zamfara	607	582	1,189	551	260	811	1,158	842	2,000
<b>National</b>	<b>24,000</b>	<b>24,743</b>	<b>48,743</b>	<b>13,268</b>	<b>13,064</b>	<b>26,332</b>	<b>37,268</b>	<b>37,807</b>	<b>75,075</b>

Table 4.25: Number of Toilets in Public and Private Senior Secondary Schools by State and Gender: 2019/2020

State	Students			Teachers			Both		
	Male	Female	Total	Male	Female	Total	Male	Female	Total
Abia	1,566	1,525	3,091	1,014	1,074	2,088	2,580	2,599	5,179
Adamawa	744	467	1,211	1,084	496	1,580	1,828	963	2,791
Akwa Ibom	1,491	1,584	3,075	964	989	1,953	2,455	2,573	5,028
Anambra	3,204	3,224	6,428	1,611	1,678	3,289	4,815	4,902	9,717
Bauchi	0	0	0	0	0	0	0	0	0
Bayelsa	558	558	1,116	366	405	771	924	963	1,887
Benue	1,683	1,494	3,177	993	968	1,961	2,676	2,462	5,138
Borno	152	175	327	45	71	116	197	246	443
Cross Rivers	1,438	1,440	2,878	1,126	1,126	2,252	2,564	2,566	5,130
Delta	2,319	2,217	4,536	1,646	1,800	3,446	3,965	4,017	7,982
Ebonyi	0	0	0	0	0	0	0	0	0
Edo	348	282	630	232	259	491	580	541	1,121
Ekiti	688	851	1,539	495	410	905	1,183	1,261	2,444
Enugu	0	0	0	0	0	0	0	0	0
FCT	1,085	1,344	2,429	444	426	870	1,529	1,770	3,299
Gombe	846	878	1,724	399	304	703	1,245	1,182	2,427
Imo	1,088	1,825	2,913	610	1,372	1,982	1,698	3,197	4,895
Jigawa	667	866	1,533	567	0	567	1,234	866	2,100
Kaduna	1,292	1,332	2,624	403	399	802	1,695	1,731	3,426
Kano	0	0	0	0	0	0	0	0	0
Katsina	2,173	2,183	4,356	821	374	1,195	2,994	2,557	5,551
Kebbi	802	581	1,383	324	147	471	1,126	728	1,854
Kogi	2	2	4	1	0	1	3	2	5
Kwara	872	986	1,858	488	498	986	1,360	1,484	2,844
Lagos	1,611	1,734	3,345	911	980	1,891	2,522	2,714	5,236
Nasarawa	424	491	915	240	346	586	664	837	1,501
Niger	925	869	1,794	438	422	860	1,363	1,291	2,654
Ogun	6,252	6,414	12,666	2,635	2,893	5,528	8,887	9,307	18,194
Ondo	0	0	0	0	0	0	0	0	0
Osun	0	0	0	0	0	0	0	0	0
Oyo	1,597	1,655	3,252	941	954	1,895	2,538	2,609	5,147
Plateau	720	699	1,419	404	429	833	1,124	1,128	2,252
Rivers	2,290	2,247	4,537	1,028	1,314	2,342	3,318	3,561	6,879
Sokoto	0	0	0	0	0	0	0	0	0
Taraba	777	908	1,685	394	248	642	1,171	1,156	2,327
Yobe	273	192	465	173	12	185	446	204	650
Zamfara	927	816	1,743	688	363	1,051	1,615	1,179	2,794
<b>National</b>	<b>38,814</b>	<b>39,839</b>	<b>78,653</b>	<b>21,485</b>	<b>20,757</b>	<b>42,242</b>	<b>60,299</b>	<b>60,596</b>	<b>120,895</b>